



WORKS FOR ME

# SEBO Canada Product Guide

Remove  
every *LAST*  
speck of dust



[www.sebocanada.ca](http://www.sebocanada.ca)

# TABLE OF CONTENTS



Our SEBO  
Story and  
Environmental  
Commitment

**Pg. 3**



Standard  
Features  
and Filtration  
System

**Pgs. 4 & 5**



AIRBELT  
D1 Kombi and  
D4 Premium

**Pgs. 6 & 7**



AIRBELT  
E1 Kombi,  
E2 Turbo and  
E3 Premium

**Pgs. 8 & 9**



AIRBELT  
K2 Kombi,  
K2 Turbo and  
K3 Premium

**Pgs. 10 & 11**



FELIX 1 Premium  
and FELIX 4  
Kombi

**Pgs. 12 & 13**



FELIX Dart

**Pgs. 14 & 15**



ESSENTIAL G4  
and G5

**Pgs. 16 & 17**



300 and 350  
MECHANICAL

**Pgs. 18 & 19**



AUTOMATIC  
X4, X7,  
X7 Premium  
and X8

**Pgs. 20 & 21**



Powerheads,  
Central Vacuum  
Wand, and Adapter

**Pgs. 22 & 23**



Central Vacuum  
Kits and  
floor tools

**Pgs. 24 & 25**



DISCO Suction  
Floor Polisher

**Pgs. 26 & 27**



DUO  
Cleaning

**Pgs. 28 & 29**

Suction Motor  
Brush Motor  
Belt Guarantee  
Bag Capacity  
Handle Weight  
Body Weight  
Cord Length  
Sound Level  
Other Specs

Technical  
Specifications  
and Schematics

**Pgs. 30 - 54**



# Our SEBO Story

SEBO was established in 1978 by two German engineers, Klaus Stein and Heinz Kaulig, who were seeking to build a reliable, powerful, and easy to use commercial upright vacuum cleaner. The name SEBO stands for **SE**migewerbliche **BO**denpflege, which is German for semi-commercial floor care.

The first shipment of vacuums to the U.S.A. was in 1979 for commercial cleaning customers, followed by the Duo-P Cleaning Powder in 1984, and finally the household vacuums were launched in 1997.

Since then, SEBO has become the most important manufacturer of high-quality, commercial vacuum cleaners in the world, with sales in Europe, Asia, Africa, and North America. Millions of SEBO vacuums have been sold to hotels, hospitals, schools . . . even The White House!

Today, SEBO is the global leader in commercial upright vacuums and stands as a synonym for high-quality vacuums in commercial and retail markets worldwide.



## SEBO was the WORLD'S FIRST vacuum manufacturer to introduce:

- An integrated suction hose on an upright vacuum
- A timing-belt-driven brush with clutch protection
- A dust bag that fills from the top, followed by a microfilter and then the motor
- An electrostatic microfilter
- An electronic brush control and safety shut off
- A soft bumper on a canister vacuum, which protects furniture and walls from damage
- An electronically controlled automatic height adjustment, an S-class filtration, and a detail wand with telescopic hose

**To this day, they are the most modern vacuum cleaners in the world!**

## Our Environmental Commitment

Support SEBO with a green and clean conscience!

Everyone knows to look for efficiency when it comes to buying new appliances for the home, but what about the amount of energy consumed in their production and distribution? Sometimes, this can far exceed the energy used during the entire lifespan of a product.

Made in Germany using locally sourced materials and components, SEBO vacuum cleaners are built to last and are manufactured in an environmentally responsible way that reduces waste and uses fewer resources.

We recognize that reducing the carbon footprint of a product starts in the initial design process. Plastic is recycled into new components and the SEBO factory produces electricity using a heat and power system to run the machinery. The warm air and water created by the system's generators are then used to heat the factory and warehouse.



The factory and offices are designed to use natural light as much as possible, avoiding artificial lighting and unnecessary power consumption. Work hours are scheduled to make use of daylight hours which also improves the environment for employees.

Rainwater from the roof is filtered and stored for use in production and within the factory washrooms, eliminating the use of treated drinking water for these purposes.

An important consideration is to ensure that products are packaged into the smallest possible boxes which also allows us to fit more products on each pallet. Most of our packaging is made from unbleached, recycled cardboard and wastepaper from the offices is shredded and re-used for packing. Even our deliveries are carefully planned to ensure delivery trucks are running economically and are filled to capacity.

# Standard Features of SEBO Vacuum Cleaners

## World's Best Pet Vacuums

Because of superior powerhead and brush-roller technology, SEBO vacuums are the world's best for pet hair removal!



## S-Class Filtration

Three stages of hospital-grade filtration ensure long-lasting performance and cleaner air. Each model is equipped with an S-class, pre-motor microfilter, a three-layer Ultra Bag, and an S-class or optional HEPA, exhaust micro-filter. This system provides long-lasting filtration with smooth airflow, excellent suction performance, and meets the special demands of users with allergies or asthma.



## Tightly Sealed Vacuums

Dirty air that flows through a vacuum can only be filtered completely if it does not escape into the room through seams or seals in the machine. Therefore, all SEBO vacuums are tightly sealed throughout to completely filter the air.

*The British Allergy Foundation recommends SEBO filters as they are excellent for users with allergies or asthma.*

## Did you know?

Most vacuum cleaner manufacturers make high-filtration claims based on specifications of the filter material that are measured in a laboratory, and not the filtration effectiveness of the vacuum itself while operating. Whether or not dirty air can escape through leaks in the body of the machine is not considered. **The filtration effectiveness of each SEBO vacuum is tested while they operate.**

## Changing Bags is Easy and Clean

SEBO filter bags can be changed in just a few seconds, and a hygiene cap keeps dust sealed inside during removal and disposal.




## Rubber Wheels and Soft Bumpers Protect Homes

Smooth-gliding rubber wheels protect hard floors and provide exceptional maneuverability. In addition, the bumpers that surround the powerheads and the soft AIRBELT bumpers that surround SEBO's canisters protect furniture, walls, and vacuum housings from incurring scuffs and scratches during use.



## Advanced, Brush-Roller Technology

SEBO's brush rollers are uniquely designed to funnel hair and debris into the powerhead's airflow channel, which improves vacuum cleaning performance on all flooring surfaces.



## Reliable, Commercial-Grade Components

All SEBO vacuums are constructed with thick, reinforced, ABS plastic, aluminum and metal parts, steel axles and bearings, and high-end, quality motors. This means all SEBO customers own reliable, long-lasting vacuum cleaners.



## Incredible Warranty Coverage

All SEBO models include a **FREE TEN-YEAR WARRANTY** on the motor and non-wear parts and a 5-year warranty on labor charges (must complete online warranty registration on our website at [seboCanada.ca](http://seboCanada.ca) to qualify).

The AUTOMATIC X models offer a lifetime belt warranty.





# The SEBO Filtration System

## Why Are Bags Better?

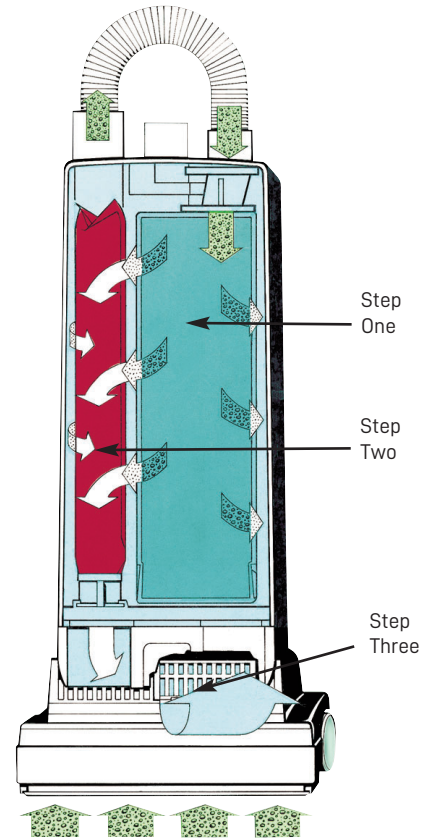
Top-fill, three and four-layer Ultra Bags are an integral part of SEBO's filtration system because they hold virtually all the dirt captured by the vacuum, which improves the effectiveness and useful life of the microfilters.

They also ensure continuously strong suction because dirt enters from the top, deposits at the bottom, accumulates upward, and air exits through the sides, which allows unimpeded airflow as they fill to capacity. And they can be tightly sealed with a hygiene cap when full, so no dust can escape into the air during bag removal and disposal.



## Did you know?

The micro-filters on bagless vacuums quickly clog from excessive dirt build-up and must be replaced often, or a loss of suction and cleaning effectiveness will occur. In addition, dust and other allergens become airborne when emptying bagless dirt containers. Bagless vacuum micro-filters are expensive and usually cost more than a multi-year supply of SEBO filter bags.



## SEBO vacuums offer the following types of filtration configurations:

### S-class, Pre-motor and Exhaust Microfilters

(S = "Schwebstoff" = airborne particles) are made from electrostatically charged, micro-fiber material which attracts and captures dust particles from the airflow of the vacuum before and after it passes over the motor to cool it.

Cooling the motor with super-clean air increases motor life and reduces the possibility of maintenance, even after many years of use. Also, the exhaust air is cleaned to the highest level before being emitted from the machine.

The S-class standard requires filters to absorb greater than 99.9% of particles down to 0.3 microns in diameter. For comparison, 100 microns is the diameter of a human hair. Their advantages are a relatively open texture that allows smoother airflow for better suction performance, a longer life expectancy, and they cost less than HEPA filters.



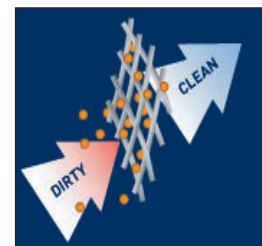
### HEPA, Pre-motor and/or Exhaust Microfilters

(Available for AUTOMATIC X-Series, K-Series, and MECHANICAL-Series)

HEPA Microfilters ("High Efficiency Particulate Air") remove a minimum of 99.97% of all airborne particulate matter down to 0.3 microns in diameter.

Because these filters use small, grid-like structures to capture dust particles, dirt build-up clogs the airflow pathway sooner than what is expected from S-class micro-filters.

However, SEBO's HEPA micro-filters are sold along with three or four-layer "Ultra Bags," which provide highly effective filtration before the airflow goes through the HEPA micro-filter, greatly increasing life expectancy and reducing the potential of diminished air flow.



# SEBO AIRBELT D1 Kombi, D4 and D4 Premium

The three AIRBELT D models are powerful, full-size, ultra-quiet canister vacuums with three on-board attachments, a giant 6 litre bag, an unmatched 40-foot cord with 52-foot cleaning radius, protective rubber-coated wheels, a durable telescopic tube with quick-release connections, and a full bag or clog indicator.

They also feature a one-of-a-kind LED indicator that enables suction power to be monitored. A unique tapered suction hose with a 320° rotating canister connection increases airflow velocity, minimizes clogs, and improves maneuverability.

## AIRBELT D1 Kombi

### Kombi Nozzle but No Powerhead

The D1 has a telescopic tube and suction hose without an integrated power cord, so it cannot accommodate an electric powerhead. Instead, it includes the straight-suction combination nozzle, with retractable bristles, to clean rugs and hard floors.

### Suction Adjustment Switch on Canister Body

The suction adjustment switch is located on the canister body, not the handle.

AIRBELT D1 Kombi  
Black Cherry Lava with  
Kombi Nozzle  
#90604FC



## AIRBELT D4 and D4 Premium

### Durable Powerhead with Manual Height Adjustment, Amazing Steering Ability, and Manual Brush Shut Off

The D4 comes standard with the 12-inch commercial-grade ET-1 powerhead and can clean carpets and hard floors. It easily removes pet hair and offers four-level, manual brush height adjustment. To clean delicate rugs and hard floors with straight suction, the brush roller can be manually switched off. Its 180° steering ability provides amazing maneuverability.

### Easy Brush Roller Removal, User Warning Lights, and Automatic Obstruction Shut Off

The ET-1 has an easy, tool-free brush roller removal, a handy clog removal door, and a red warning light, with automatic shut off for brush roller obstructions. Also, its warning light remains illuminated during use, when brush height is set too high for optimal cleaning, or when the brush roller needs replacing due to bristle wear.



### Suction Adjustment Switch on Handle

The D4's suction power can be adjusted on the hose handle so upholstery can be cleaned with stronger suction and curtains can be gently vacuumed with a lighter suction.

(Also available in Red 90648FC and Arctic White 90641FC)



AIRBELT D4 Red with  
Parquet Brush  
#90630FC



AIRBELT D4 Premium  
Black with ET-1 and  
Parquet Brush  
#90640FC



## Additional Features:

### Durable, Rotating, Suction-hose Connection

A brilliantly designed hose-to-canister connection allows 320° rotation of the suction hose, providing easier user movement and machine maneuverability.



### Three Full-size, On-board Tools


A crevice tool, an upholstery nozzle, and a dusting brush are integrated into the canister body, so they are on-board and ready for use at all times. Also, many optional attachments are available.

### Full Bag or Clog Indicator

When a full bag, clog in the airflow pathway, or an excessively dirty microfilter is detected, an indicator window turns orange and an airflow bypass valve opens. This prevents overheating and motor damage from a lack of adequate airflow.

### LED Suction-power Indicator

This technology actually makes it possible for the user to optically monitor the vacuum's suction power. When using lower power settings, the LED light rotates slowly. When using higher power settings, the light rotates more quickly. When the power is set to standby mode, the light slowly blinks back and forth, left to right.



### Three-step, Hospital-grade Filtration

It features a pre-motor filter, a three-layer Ultra Bag, an S-class exhaust microfilter, and a tightly sealed casing, which prevents dirty air from escaping through its seams.

### Control-switch Cord Rewinder

Its super-long power cord rewinds by simply pressing a button.

### Patented AIRBELT Bumper

The soft, textile-covered, foam bumper protects furniture, walls, and the vacuum itself from incurring scratches and scuffs during use. The bumper also diffuses exhaust air, which contributes to its ultra-quiet performance.



### Full-size Canister Vacuum

The AIRBELT D models are full-size canister vacuums that are larger, more powerful machines, offering a giant filter bag and an extra-long power cord.

Standard Features on Page 4 / Technical Specifications on Page 31

## Convenient Parking and Storage Aids

After the work is done, the suction hose and telescopic tube, with parquet brush or combination nozzle, can be firmly stored on the canister's underside or backside housing.



## Flat-to-the-floor, 3.5-inch Profile

A low, cleaning-head profile makes reaching under furniture and beds easy!

## Giant, 6 Litre Filter Bag

The large filter bag is convenient and economical because fewer bag changes are needed and closing its built-in hygiene cap prevents dust from escaping during bag disposal.



Attachments			
Included D4 Premium	ET-1 Powerhead Color: White or Black	Premium Parquet Brush #7200GS	Dusting Brush #8146ER
			Upholstery Nozzle #8142GS
Included D1 Kombi	Kombi Nozzle #7260GS	Crevice Tool #8066GS	TT-C Turbo Head #8365GS
Optional Attachments	Radiator Brush #1496GS	9-Foot Extension Hose #1495ER	Hand-held Turbo Brush #6179ER
	20" Extension Wand #1084GS	Parquet Brush #6391DA	Wall and Floor Brush #1325GS
	Turn and Clean Parquet Brush #1325WS	Crevice Tool #SEB901F	Premium Parquet Brush #7200GS
	Kombi Nozzle #7260GS		TT-C Turbo Head #8365GS
Bags, Filters, Accessories and Wear Items			
8 Ultra Bags #8120ER	Filter Set with Pre-motor Filter and S-class, Exhaust Microfilter #8191AM	AIRBELT Cover Dark Gray #6047ER01 (Also available in silver # 6047ER02)	SEBO FRESH 1 Pkg. of 5 #0496
		12" Brush Roller #5010ER	

# SEBO AIRBELT E1 Kombi, E2 Turbo and E3 Premium

The AIRBELT E models are powerful, ultra-quiet, lightweight, canister vacuum cleaners that offer innovative design, attractive contours, superb hospital-grade filtration, and an optimized internal airflow pathway that provides powerful suction performance.

They feature a 37-foot cleaning radius, a large-capacity filter bag, three on-board attachments, rubber-coated wheels to protect floor surfaces, and a durable telescopic tube with quick-release connections. They also have a full bag or clog indicator, control-switch cord rewinder, and a soft-foam bumper that protects the vacuum, furniture, and walls from scuffs and scratches.

## AIRBELT E1 Kombi



AIRBELT E1 Kombi  
Arctic White with  
Kombi Nozzle  
#91602FC

(Also Available in Onyx Colour)

## AIRBELT E2 Turbo



AIRBELT E2 Turbo  
Dark Blue with Parquet Brush  
and Turbo Head  
#91620FC

(Also Available in Red Colour)

The AIRBELT E1 and E2 models are straight-suction vacuums. Thus, they differ from the AIRBELT E3 Premium as follows:

### Kombi Nozzle, Parquet Brush and Turbo Head Only (No Powerhead)

The E1 and E2 models have telescopic tubes and suction hoses without integrated power cords, so they do not accommodate electric powerheads. Instead, the E1 Kombi comes with only a combination nozzle, with retractable bristles, to clean hard floors and rugs. The E2 Turbo comes with an air-driven turbo head for rugs, and a parquet brush for hard floors.

### Suction Adjustment Switch on Canister Body

Because the E1 and E2 models have hoses and telescopic tubes without power cords, their suction adjustment switches are located on the canister body, not the handle.

## AIRBELT E3 Premium Unique Features

### Durable Powerhead with Manual Height Adjustment, Amazing Steering Ability, and Manual Brush Shut Off

The E3 comes standard with the commercial-grade ET-1 powerhead, which easily removes pet hair, and cleans both carpets and hard floors. It is 12-inches wide and offers four-level, manual brush height adjustment. Also, to clean delicate rugs and hard floors with straight suction, the brush roller can be manually switched off. Its 180° steering ability provides amazing maneuverability.

### Easy Brush Roller Removal, User Warning Lights, and Automatic Obstruction Shut Off

The ET-1 powerhead has easy, tool-free brush roller removal, a handy clog removal door, and a red warning light, with automatic shut off, for brush roller obstructions. Also, its warning light remains illuminated during use, when brush height is set too high for optimal cleaning, or when the brush roller should be replaced due to reaching maximum bristle wear.



AIRBELT E3 Premium  
Graphite with ET-1  
and Parquet Brush  
#91643FC



AIRBELT E3 Premium  
Arctic White with ET-1  
and Parquet Brush  
#91641FC



AIRBELT E3 Premium  
Red with ET-1 and  
Parquet Brush  
#91642FC

### Suction Adjustment on Handle and Tapered Suction Hose

The handle includes a slider switch that provides convenient suction control, for normal to more delicate cleaning tasks. Its unique tapered suction hose further increases airflow velocity and minimizes clogs.





# Additional Features:

## Mid-size Canister Vacuum

The AIRBELT E models are considered mid-size canister vacuums, which mean they are smaller, more compact machines that weigh about four pounds less than SEBO's D-model canisters.

## Large-capacity Filter Bag

The 3.5 litre filter bag is convenient and economical because fewer bag changes are needed and closing its built-in hygiene cap prevents dust from escaping during bag removal or disposal.



## Soft-start Feature

The vacuum's gradual power-up capability extends motor life.

## Control-switch Cord Rewinder

The power cord rewinds by simply pressing a button.

## Three Protective, Rubber-coated Wheels, Mounted on Steel Axles

The superb, rubber-coated castor-wheels glide easily and gently over all floor types, providing exceptional maneuverability and protection of floor surfaces.



## Full Bag or Clog Indicator

When a full bag, a clog in the airflow pathway, or an excessively dirty microfilter is detected, an indicator window, located on the canister body, turns orange and an airflow bypass valve opens. This feature prevents overheating and motor damage from a lack of adequate airflow.

## Convenient Parking and Storage Aids

After the work is done, the suction hose and telescopic tube, with parquet brush, turbo head, or combination nozzle, can be firmly stored on the canister's underside or backside housing.

## Patented AIRBELT Bumper

The soft, textile-covered, foam bumper protects furniture, walls, and the vacuum itself from incurring scratches and scuffs during use. It also diffuses exhaust air, which contributes to its ultra-quiet performance.



## Three-step, Hospital-grade Filtration

It features a pre-motor filter, a three-layer Ultra Bag, an S-class, exhaust microfilter, and a tightly sealed casing.

## Three Full-size, On-board Tools





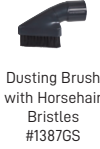

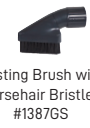
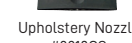

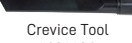




















A crevice tool, an upholstery nozzle, and a dusting brush are on-board and ready for use at all times. Also, many optional attachments are available that can be fitted to the telescopic tube or the hose handle.

## Long, 25-foot Cord and 37-foot Operating Range

Its cleaning radius saves time because it can clean large areas without changing electrical outlets. Plus, the seven-foot suction hose provides superb user maneuverability.

## Flat-to-the-floor, 3.5-inch Profile

A low, cleaning-head profile makes reaching under furniture and beds easy!

Included Attachments			
Included E3 Premium	 ET-1 Powerhead Color: Red, White or Black	 Upholstery Nozzle #8210GS	 Parquet Brush #6391DA  Crevice Tool #8066GS
	 Dusting Brush with Horsehair Bristles #1387GS		
Included E1 Kombi	 Crevice Tool #8066GS	 Dusting Brush with Horsehair Bristles #1387GS	 Upholstery Nozzle #8210GS
			 Kombi Nozzle #7260GS
Included E2 Turbo	 Crevice Tool #8066GS	 Parquet Brush #6391DA	 Dusting Brush with Horsehair Bristles #1387GS
	 Upholstery Nozzle #8210GS		 TT-C Turbo Head #8365GS
Optional Attachments			
 Radiator Brush #1496GS	 9-Foot Extension Hose #1495ER	 Hand-held Turbo Brush #6179ER	
 20" Extension Wand #1084GS	 Parquet Brush #6391DA	 Wall and Floor Brush #1325GS	
 Crevice Tool #SEB901F	 Turn and Clean Parquet Brush #1325WS	 TT-C Turbo Head #8365GS	 Premium Parquet Brush #7200GS
 Kombi Nozzle #7260GS			
Bags, Filters, Accessories and Wear Items			
 8 Ultra Bags #8300	 Filter Set #8322AM Includes a Pre-motor Filter and S-class, Exhaust Microfilter	 12" Brush Roller #5010ER	
 AIRBELT Cover Gray/Black #8221AM01 (Also available in silver #8221AM07)	 SEBO FRESH 1 Pkg. of 5 #0496		

# SEBO AIRBELT K2 Kombi, K2 Turbo and K3 Premium

The AIRBELT K models are ultra-quiet, lightweight, canister vacuum cleaners featuring three on-board attachments, a 37-foot cleaning radius, rubber-coated wheels to protect floor surfaces, and a durable telescopic tube with quick-release connections.

They also have a full bag or clog indicator and a soft-foam bumper that protects the vacuum, furniture, and walls from scuffs and scratches.

## AIRBELT K2 Kombi

The AIRBELT K2 Kombi and K2 Turbo models are straight-suction vacuums.

They differ from the AIRBELT K3 Premium as follows:

### Kombi Nozzle or Turbo Head and Parquet Brush (No Powerhead)

The K2 models have telescopic tubes and suction hoses without integrated power cords, so they do not accommodate electric powerheads. Instead, the K2 Kombi comes with only a combination nozzle, with retractable bristles, to clean hard floors and rugs. The K2 Turbo comes with an air-driven turbo head for rugs, and a parquet brush for hard floors.

### Suction Adjustment Switch on Canister Body

Because the K2 models have hoses and telescopic tubes without power cords, their suction adjustment switches are located on the canister body, not the handle.



AIRBELT K2  
Kombi Dark Blue  
#9679FC

(Also available in White colour)



AIRBELT K2  
Turbo Onyx  
#9695FC

(Also available in Volcano colour)

## AIRBELT K3 Premium Unique Features

### Durable Powerhead with Manual Height Adjustment, Amazing Steering Ability, and Manual Brush Shut Off

The K3 comes standard with the commercial-grade ET-1 powerhead, which easily removes pet hair, and cleans both carpets and hard floors. It is 12-inches wide and offers four-level, manual brush height adjustment. Also, to clean delicate rugs and hard floors with straight suction, the brush roller can be manually switched off. Its 180° steering ability provides amazing maneuverability.

### Easy Brush Roller Removal, User Warning Lights, and Automatic Obstruction Shut Off

The ET-1 powerhead has easy, tool-free brush roller removal, a handy clog removal door, and a red warning light, with automatic shut off, for brush roller obstructions. Also, its warning light remains illuminated during use, when brush height is set too high for optimal cleaning, or when the brush roller should be replaced due to reaching maximum bristle wear.

### Suction Adjustment on Handle and Tapered Suction Hose



The handle includes a slider switch that provides convenient suction control, for normal to more delicate cleaning tasks.



AIRBELT K3  
Premium Black with ET-1  
and Parquet Brush  
#9688FC



AIRBELT K3  
Premium Red with ET-1  
and Parquet Brush  
#9687FC



# Additional Features:

## Long, 25-foot Power Cord and 37-foot Operating Range

Its cleaning radius saves time because it can clean large areas without changing electrical outlets. Plus, the seven-foot suction hose provides superb user maneuverability.

## Convenient Parking and Storage Aids

After the work is done, the suction hose and telescopic tube, with parquet brush or combination nozzle, can be firmly stored on the canister's underside or backside housing.



## Tug and Retract Cord Rewinder

The K models offer a "tug and retract" cord rewinder, instead of a control-switch rewinder which is the type offered on the AIRBELT D and E models.

## Full Bag or Clog Light

When a full bag, a clog in the airflow pathway, or an excessively dirty microfilter is detected, an orange warning light located on the canister body illuminates and an airflow bypass valve opens. This feature prevents overheating and motor damage from a lack of adequate airflow.

## Protective, Rubber-coated Wheels

The superb castor-wheels glide easily and gently over all floor types, providing exceptional maneuverability and protection of floor surfaces.

## Patented AIRBELT Bumper

The soft, textile-covered, foam bumper protects furniture, walls, and the vacuum itself from incurring scratches and scuffs during use. It also diffuses exhaust air, which contributes to its ultra-quiet performance.



## Mid-size Canister Vacuum with Large Filter Bag

The K models are considered mid-size canister vacuums, which mean they are smaller, more compact machines. They have a 3 litre filter bag and weigh about four pounds less than SEBO's D-model canisters.

## Flat-to-the-floor, 3.5-inch Profile

A low, cleaning-head profile makes reaching under furniture and beds easy!

## Three On-board Tools

The K canisters come with a full-size crevice tool and dusting brush, and a mid-size upholstery nozzle. Also, many optional attachments are available that can be fitted to the telescopic tube or the hose handle.

Attachments			
Included K3 Premium	 ET-1 Powerhead included with K3 models. Colors: Black or Red.	 Dusting Brush with Horsehair Bristles #1387GS	 Upholstery Nozzle #6627GS
	 Crevice Tool #1092GS	 Premium Parquet Brush #7200GS	
Included K2 Kombi	 Crevice Tool #1092GS	 Dusting Brush with Horsehair Bristles #1387GS	 Upholstery Nozzle #6627GS
	 Kombi Nozzle #7260GS		
Included K2 Turbo	 Crevice Tool #1092GS	 Premium Parquet Brush #7200GS	 Dusting Brush with Horsehair Bristles #1387GS
	 Upholstery Nozzle #6627GS	 TT-C Turbo Head #8365GS	
Optional Attachments	 Flat Upholstery Nozzle #1090HG	 Radiator Brush #1496GS	 Hand-held Turbo Brush #6179ER
	 20" Extension Wand #1084GS	 9-Foot Extension Hose #1495ER	 Wall and Floor Brush #1325GS
	 Turn and Clean Parquet Brush #1325WS	 Crevice Tool #SEB901F	 Premium Parquet Brush #7200GS
	 Kombi Nozzle #7260GS	 Parquet Brush #6391DA	 TT-C Turbo Head #8365GS
Bags, Filters, Accessories and Wear Items			
 8 Ultra Bags* #6629	 S-class, Pre-motor Microfilter* #6191AM	 Exhaust Filter* #6608ER	 Filter Set #6696AM
*All three items are also available as a Service Box #6695, containing 8 Ultra Bags, an Exhaust Filter, and an S-class, Pre-motor Microfilter.			
 Service Box #6695	 HEPA Service Box #6431ER contains 8 Ultra Bags, an Exhaust Filter, and a HEPA, Pre-motor Microfilter.		
 12" Brush Roller #5010ER	 AIRBELT Cover Dark Gray #6047ER01	 AIRBELT Cover Black/Silver #6047ER07	 SEBO FRESH 1 Pkg. of 5 #0496

# SEBO FELIX Premium and FELIX 4 Kombi

The stylish FELIX offers all the flexibility of a canister vacuum cleaner in an upright configuration!

It has highly maneuverable, 180° steering ability, a convenient instant-use suction hose, an ultra-modern filtration system, and a detachable suction unit, with variable suction control that becomes a hand-held vacuum. It includes the 12-inch-wide ET-1 powerhead with a four-level manual height adjustment, that cleans both carpets and hard floors and easily removes pet hair. In addition, its spinning brush roller can be shut off to clean delicate rugs and hard floors with straight suction.

Amazingly, the FELIX can even morph into a hard-floor polisher by attaching SEBO's DISCO head.



FELIX 1  
Premium  
Rosso  
#9809FC

FELIX 1  
Premium  
Onyx  
#9807FC

FELIX 1  
Premium  
Oriental  
#9814FC

Felix 4  
Kombi  
Ice Blue  
#9824FC



## Superb Steering Ability

A unique, 180° turning powerhead offers excellent maneuverability around and under furniture.

## Multi-surface Cleaning Capabilities

With a 12-inch powerhead for carpets, offering a 10.5-inch cleaning path, and a parquet brush for hard floors, the FELIX provides all the cleaning flexibility of a canister vacuum, and it can morph into a hard-floor polisher by adding a DISCO head (see page 26 for more info).

# Additional Features:

## Full Bag or Clog Indicator

When there is a full bag, a clog in the airflow pathway, or a dirty micro-filter, an indicator window on the bag housing lid fills with orange color, and an airflow bypass valve opens to prevent overheating and motor damage.



## Flat-to-the-floor 6-inch Profile

The vacuum's low profile makes cleaning under furniture and beds easy!

## Variable Suction Control on Handle with Soft Start

The user can select the suction power needed, from curtains to carpet. Its gradual power-up extends motor life.



## Three-level, Adjustable Handle

This feature provides compact storage, maneuverability when the suction unit is detached, and easy adjustment to user height requirements.

## Detachable Suction Unit Creates a Hand-held, Portable Vacuum

Remove the powerhead to transform it to a handheld portable vacuum, ideal for cleaning stairs, upholstery, and car interiors. It can be easily carried using its alternative side handle or its shoulder-strap attachment.



## Large-capacity Filter Bag

The 3.5 litre, three-layer Ultra Bag is economical because fewer bag changes are needed. Closing its hygiene cap prevents dust from escaping during bag removal or disposal.



## Easy Maintenance

The clog removal door and replaceable brush roller are easy to access on the powerhead.



## Thirty-one-foot Cord with Rotating, Quick-release Hook

It is easy to quickly unwind the power cord by rotating the hook!

## Innovative Exhaust Filter

Behind the stylish surface hides an ultra-modern, S-class, exhaust micro-filter that provides excellent filtration and absorbs motor noise, resulting in extremely quiet operation.

## Four-level, Manual Height Adjustment

The brush height can be adjusted up or down for optimal cleaning effectiveness.



## Brush Obstruction Light with Automatic Shut Off

If an obstruction jams the brush roller a red warning light on the powerhead flashes and the brush roller stops spinning. This feature prevents the belt from breaking and protects the motor and carpet from damage.



## Incorrect Height Setting or Worn Brush Light

When brush height is set too high for optimal cleaning, or when the brush roller should be replaced because of reaching maximum bristle wear, a red warning light on the powerhead remains illuminated during use. The light shuts off when the condition is corrected.

## Easy Brush Removal and Cleaning

Cleaning hair or other debris from the brush roller, or replacing it when its bristles are worn, is quick and easy, and no tools are required! This feature ensures consistently effective brush agitation of the carpet pile.



## Manual and Automatic Brush Shut Off

Turn off the brush roller by pressing the green on/off button located on the powerhead to clean delicate rugs or hard floors. Also, the brush roller automatically shuts off when the suction hose is removed from its housing port, or when the handle is in its upright, locked position.

Attachments			
Included			
	12" Power Head	Crevice Tool #1092GS	Upholstery Nozzle #1491GS
Exceptions: Crevice Tool - Onyx #1092SW, Rosso #1092GS Upholstery Nozzle - Onyx #1491SW, Rosso #1491GS			
Optional Three-piece Kit			
	20" Extension Wand* #1084GS	9-Foot Extension Hose* #1495ER	Dusting Brush* with Horsehair Bristles #1387GS
*All three items are available individually or as a three-piece attachment kit, #1998AM.			
Additional Options			
	Radiator Brush #1496GS	Crevice Tool #SEB901F	Kombi Nozzle #7260GS
Hand-held Turbo Brush #6179ER			
Bags, Filters, Accessories and Wear Items			
8 Ultra Bags #7029ER	Motor Protection Filter #7012	Anti-odor, Carbon, Motor Protection Filter #7185ER	Exhaust Microfilters: Onyx #7095ER04, White #7095ER11, Rosso #7095ER12, Marine Blue #7095ER08, Pink Roses #7095ER37, Blue Flowers #7095ER39
FELIX Shoulder Strap #7158	15" Brush Roller #2838ER	SEBO FRESH 1 Pkg. of 5 #0496AM	
	12" Brush Roller #5010AM		



# SEBO FELIX Dart

Don't need fancy features like variable suction control or a swivel neck? The Felix Dart is a simplified and more cost-effective option for those who favour the FELIX 1 PREMIUM but don't need all of the same features.

To clean delicate carpets, simply turn off the roller brush for no-spin cleaning. Or detach FELIX's suction unit and use it as a hand-held vacuum for small jobs. Reach those smaller areas using the conveniently attached hand hose and two attachment tools.

The Felix Dart still includes a 12" powerhead, but it does not include a hard-floor tool. If you like the SEBO Felix but only have hard-floors and rugs, try the FELIX 4 Kombi.



# Additional Features:

## Easy Brush Removal and Cleaning

Cleaning hair or other debris from the brush roller or replacing it when its bristles are worn is quick and easy, and no tools are required! This feature ensures consistently effective brush agitation of the carpet pile.



## A Flat-to-the-floor 6-inch Profile

The vacuum's low profile makes cleaning under furniture and beds easy!

## Full Bag or Clog Indicator

When a full bag, a clog in the airflow pathway, or an excessively dirty microfilter is detected, an indicator gauge on the bag housing lid "fills" with orange color and an airflow bypass valve opens, to prevent overheating and motor damage from a lack of adequate airflow.



## Thirty-one Foot Cord with Rotating Quick-release Hook

It is easy to quickly unwind the cord by rotating the hook!



## Easy Maintenance

The clog removal door and brush roller are easy to access on the powerhead.



## Four-level Manual Brush Height Adjustment

The brush can be adjusted up or down for optimal cleaning effectiveness.

## Manual and Automatic Brush Shut Off

The DART can clean delicate rugs or hard floors with straight suction because the brush roller can be manually switched off by pressing the green illuminated on/off button on the powerhead cover. Also, the brush roller automatically shuts off when the neck of the powerhead is in its upright-locked position.



## DART Powerhead - Designed for All Floor Surfaces

The powerhead deep cleans carpets, or its spinning brush roller can be shut off to clean delicate rugs and hard floors with straight suction. It also has easy brush roller removal, and a warning light illuminates when brush height is set too high for optimal cleaning, the bristles are worn, or automatic shut-off occurs due to a brush obstruction.



## Brush Obstruction Light with Automatic Shut Off

If an obstruction jams the brush roller a red warning light on the powerhead flashes and the brush roller stops spinning. This feature prevents the belt from breaking and protects the motor and carpet from damage.



Included		Attachments	
	12" Power Head #1092GS		Crevice Tool #1092GS
Exceptions: Crevice Tool - Onyx #1092SW, Rosso #1092GS Upholstery Nozzle - Onyx #1491SW, Rosso #1491GS			Dusting Brush with Horsehair Bristles #1387GS
Optional Three-piece Kit		20" Extension Wand* #1084GS	
		9-Foot Extension Hose* #1495ER	
*All three items are available individually or as a three-piece attachment kit, #1999AM			
Additional Options		Radiator Brush #1496GS	
		Crevice Tool #SEB901F	
			Hand-held Turbo Brush #6179ER
<h3>Bags, Filters, Accessories and Wear Items</h3>			
	8 Ultra Bags #7029ER		Motor Protection Filter #7012
	FELIX Shoulder Strap #7158		Anti-odor, Carbon, Motor Protection Filter #7185ER
	12" Brush Roller #5010AM		SEBO FRESH 1 Pkg. of 5 #0496AM
		 Exhaust Microfilters: Onyx #7095ER04 White #7095ER11 Rosso #7095ER12 Marine Blue #7095ER08 Pink Roses #7095ER37 Blue Flowers #7095ER39	

Standard Features on Page 4 / Technical Specifications on Page 30

# SEBO ESSENTIAL G4 and G5

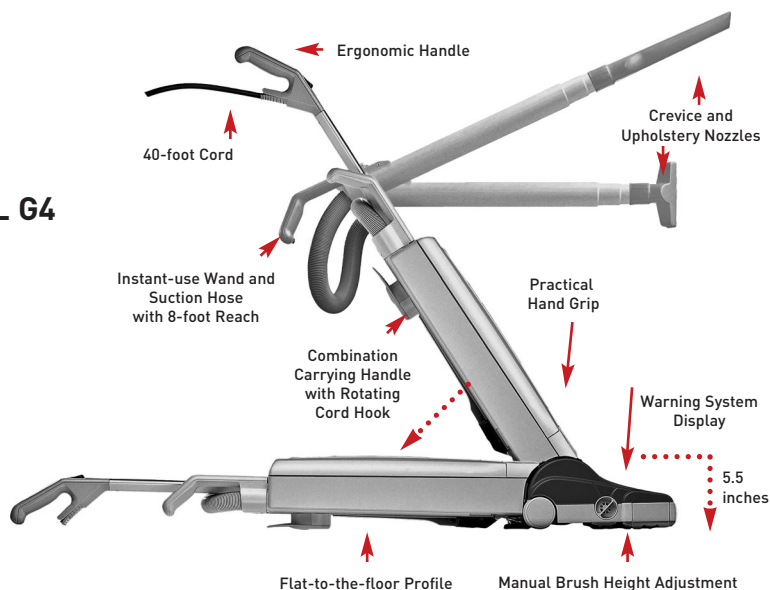
The sturdy ESSENTIAL G is a technically advanced, upright vacuum cleaner that will provide years of reliable use!

There are two models offering a choice between powerhead widths: the ESSENTIAL G4 is 12 inches wide with a 10.5-inch cleaning path, and the ESSENTIAL G5 is 15 inches wide with a 13.25-inch cleaning path. Both heads have one-sided edge cleaning and are designed to clean carpets and hard floors, along with superb pet hair removal.

The G features an electronic controller that acts as a brain, alerting the user to a worn brush, or when brush height is set high for optimal cleaning. It even shuts off automatically when there is a full bag, a clog, or if a brush-roller obstruction occurs, which protects the motor, belts, and carpet from damage.

## 12-inch ESSENTIAL G4

## 15-inch ESSENTIAL G5



### Durable Matte Finish

The ESSENTIAL G has an exterior housing with a special matte finish that is extra scratch and scuff-resistant, so it looks great even after years of use.

Large 5.5 litre Ultra filter bag

### Protective, Rubber-coated Wheels

Its wheels protect all floor surfaces and provide smooth maneuverability.



ESSENTIAL G4 Gray  
#90406FC



ESSENTIAL G5 Gray  
#90407FC



# Additional Features:

## Four-level, Manual Brush Height Adjustment

The brush height can be manually adjusted up or down for optimal cleaning effectiveness.

## Brush Obstruction Light with Automatic Shut Off

If an obstruction jams the brush roller, the red "check brush" warning light flashes quickly, the brush roller immediately stops spinning, and the vacuum shuts off. This feature prevents the belts from breaking and protects the motor and carpet from damage.



## Incorrect Height Setting or Worn Brush Light

When brush height is set too high for optimal cleaning or when the brush roller should be replaced due to bristle wear, the red "check brush" warning light illuminates during use and the vacuum will not automatically shut off. The light shuts off when the condition is corrected, ensuring consistently effective brush agitation of the carpet pile.



## Full Bag or Clog Light with Automatic Shut Off

When a full bag, a clog in the airflow pathway, or an excessively dirty microfilter is detected, the red "bag full or clog" warning light illuminates, the machine automatically shuts off after 60 seconds, and then the warning light starts continuously flashing. This feature prevents overheating and motor damage from a lack of adequate airflow.

## Easy Brush Removal and Cleaning

Cleaning hair or other debris from the brush roller, or replacing it when its bristles are worn, is quick and easy, and no tools are required! This feature ensures consistently effective brush agitation of the carpet pile.



## Three-step, Hospital-grade Filtration

It features an S-class, pre-motor microfilter, a three-layer 5.5 litre Ultra Bag, an exhaust filter, and a tightly sealed casing, which prevents dirty air from escaping through its seams. This system provides long-lasting filtration with smooth airflow, excellent suction performance, and meets the demands of users with allergies or asthma.

## Durable, Heavy-duty Belts

The reinforced, geared belts do not slip or stretch, resulting in a more efficient use of power, and they should last the life of the machine.



## Soft-start Feature

The vacuum's gradual power-up capability extends motor life.

## Instant-use Wand and Suction Hose

The integrated, instant-use wand and suction hose are always ready. Just pull out either tool to clean hard-to-reach corners, edges and crevices. The wand and hose together have an eight-foot reach. The suction hose is ideal for cleaning furniture. There is an optional nine-foot extension hose available which creates a total hose length of 15 feet, perfect for cleaning stairs.

## Low, 5.5-inch Profile

Lower the handle flat to the floor to clean under beds or lower it to the intermediate stop position to maneuver over rugs. Depress the foot pedal again to bypass the intermediate stop position, or close this position by moving the orange, handle-position slider to the right.



## Combination Carrying Handle with Rotating Cord Hook

The vacuum is easy to carry or quickly unwind the cord, using its unique handle with integrated, rotating cord hook.

## Three On-board, Full-size Tools

The G machine includes a crevice tool, dusting brush, and an upholstery nozzle. Also, many optional accessories are available.

## Standard Features on Page 4 / Technical Specifications on Page 30

Attachments		
Included ESSENTIAL G4 and G5	Crevice Nozzle #1092GS	Dusting Brush with Horsehair Bristles #1387GS
		Upholstery Nozzle #1491GS
Optional Three-piece Kit	22" Extension Wand* #1084GS	9' 2" Extension Hose* #1495ER
		Parquet Brush* #1359GS
*All three items are available individually or as a three-piece attachment kit, #1991IAM.		
Additional Options	Radiator Brush #1496GS	Flat Upholstery Nozzle #1090HG
	Hand-held Turbo Brush #6179ER	Wall and Floor Brush #1325GS
	Crevice Tool #SEB901F	Dusting Brush, Nylon Bristles #1329GS
		Dusting Brush, Large Opening, Nylon Bristles #1094GS
Bags, Filters, Accessories and Wear Items		
8 Ultra Bags #5093N	Exhaust Filter #2846	S-class, Pre-motor Microfilter #5036ER
		S-class, Charcoal, Anti-odor Pre-motor Microfilter #5425
12" Brush Roller #5010ER	12" Brush Roller (Soft Bristles) #5010GE	15" Brush Roller #2838ER
		SEBO FRESH 1 Pkg. of 5 #0496

# SEBO 300 and 350 MECHANICAL

The MECHANICAL series are commercial-grade, upright vacuum cleaners that provide the utmost in reliability, durability and cleaning effectiveness!

There are two models offering a choice between powerhead widths: the 12-inch 300 MECHANICAL and the 14-inch 350 MECHANICAL, both designed to clean carpets and hard floors, along with superb pet hair removal.

To maximize durability, these vacuums are entirely mechanical, instead of electronic. In addition, all electrical components are located in the powerhead, with none in the bag housing or handle, thereby minimizing electrical connectors and further improving reliability.

This also means that the on/off switch is located on the powerhead, so the user's foot can easily activate it. Plus, the power cord is externally located, which allows instant, tool-free removal and replacement.

All this, along with simple access to most machine parts, means that maintenance is quick and easy.

## 12-inch 300 MECHANICAL



300 MECHANICAL  
Dark Gray  
#91303FC

## 14-inch 350 MECHANICAL



350 MECHANICAL  
Dark Gray  
#91313FC

### Instant-use Wand and Suction Hose

The integrated, instant-use wand and suction hose are always ready. Just pull out either tool, or both together, to clean hard-to-reach corners, edges, and crevices. The wand and hose together have an eight-foot reach. The suction hose is ideal for cleaning furniture.

An optional **nine-foot extension hose** is available, which creates a total hose length of 15 feet, perfect for cleaning stairs. Choose from a range of optional attachments that can be fitted to the wand or hose!



9-Foot Extension Hose\*  
#1495FC



# Additional Features:

## Four-level, Manual Brush Height with Innovative Wand Adjustment Technique

For optimal cleaning effectiveness, the brush height has four levels, which the user can adjust, while standing upright, by using the cleaning wand as a convenient aid.

## Brush Obstruction Indicator with Automatic Shut Off

If an obstruction jams the brush roller an indicator window notifies the user, the brush roller immediately stops spinning, and the machine shuts off. This feature prevents the belts from breaking and prevents any damage to motor or carpet.



## Easy Brush-Roller Strip Removal and Cleaning

The MECHANICAL has a tool-free brush-strip removal, so cleaning hair build-up or replacing it when the bristles are worn is quick and easy.



## Full Bag or Clog Indicator

When there is a full bag, a clog in the airflow pathway, or an excessively dirty micro-filter is detected, an indicator window located on the bag housing fills with orange color and a bypass valve opens, to prevent overheating and motor damage from a lack of adequate airflow.

## Foot Pedal Stress Release

The quick-release foot pedal maximizes durability, by relieving excessive stress or force on the handle and bag housing, when it's in the upright, locked position.



## Two Powerhead Widths with One-Sided Edge Cleaning

The MECHANICAL 300 is 12 inches wide with a cleaning path of 10½ inches. The MECHANICAL 350 is 14 inches wide with a cleaning path of 12½ inches. Both heads have one-sided edge cleaning.

## Convenient Carrying Handle

The vacuum is easy to carry with the convenient handle located on the topside of the bag housing.



## Rotating Cord Hook

Quickly unwind the power cord using its unique rotating hook.

## Thirty-nine-foot Cord

A 39-foot power cord saves time, by reducing the number of electrical outlet changes needed during use.

## Easy External Power Cord Replacement with Integrated Strain Relief

A damaged power cord can be quickly replaced without tools or a technician, and it is protected from excessive strain during use by a unique cord-lock mechanism in the handle. This saves time and money.

## Huge 5.5 Litre Filter Bag

The large-capacity filter bag is convenient and economical because fewer bag changes are needed. And closing its hygiene cap prevents dust from escaping during bag removal or disposal.



## Durable, Heavy-duty Belts

The reinforced, geared belts do not slip or stretch, resulting in a more efficient use of power, and they should last the life of the machine.

## Low, 6.5" Power head Profile

Its flat-to-the-floor profile makes cleaning under furniture easy!

Attachments		
Included	Crevice Tool #1092GS	Dusting Brush with Horsehair Bristles #1387GS
		Upholstery Nozzle #1491GS
Optional Three-piece Kit	20" Extension Wand* #1084GS	9-Foot Extension Hose* #1495ER
		Parquet Brush* #1359GS
*All three items are available individually or as a three-piece attachment kit, #1991AM.		
Additional Options	Radiator Brush #1496GS	Hand-held Turbo Brush #6179ER
	Crevice Tool #SEB901F	Wall and Floor Brush #1325GS
Bags, Filters, Accessories and Wear Items		
10 Filter Bags #5093ER	S-class, Exhaust Filter #50170ER	S-class, Charcoal, Anti-odor, Pre-motor Microfilter #5425
	HEPA, Exhaust Filter #50169ER	S-class, Pre-motor Microfilter #5036ER
300 Brush Strip #50415	350 Brush Strip #2046 #2046H (Hard - red) #2046G (Soft - green)	SEBO FRESH 1 Pkg. of 5 #0496



# SEBO AUTOMATIC X4, X7, X7 Premium and X8

The AUTOMATIC X series is the world's most technically advanced and most simple to use vacuum cleaner available!

Available in two powerhead widths, the 12-inch X4 and X7, and 15-inch X8 feature an automatic height adjuster - an electronic controller that measures the resistance of the spinning brush roller against the floor surface to signal up or down adjustments - which ensures optimal performance on both carpets and hard floors. The user is also alerted to clogs, a worn brush, or a full bag, and the vacuum automatically shuts off when brush obstructions occur to protect the motor and belts from damage. The X also has a lifetime belt warranty.

The X7 Premium models offer a choice between two modes of automatic brush agitation. The default setting is perfect for most flooring types but by pressing the Brush-mode Button, greater resistance of the spinning brush roller against the floor is allowed, which causes more aggressive and deeper brush action (not available with Red X7 or X8).

The X7 Premium PET is additionally equipped with a hand-held turbo brush, a nine-foot extension hose, and a charcoal anti-odor microfilter that absorbs pet odors (pictured below).



AUTOMATIC X4 White  
#9570FC



AUTOMATIC X7 Red  
#91503FC



AUTOMATIC X8 Blue  
#91566FC

The X7 Premium and X8 models have an LED headlight to help illuminate the cleaning path



AUTOMATIC X7  
Premium Graphite  
#91543FC



AUTOMATIC X7  
Premium PET Black  
#91540FC

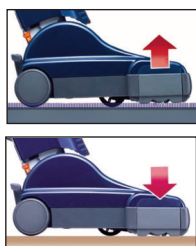
A low, 6-inch, flat-to-the-floor profile makes cleaning under furniture easy!



## Additional Features:

### Automatic Height Adjustment from Hard Floors to Carpets

The electronic controller adjusts the powerhead up or down to the appropriate brush height, providing optimal cleaning of both carpets and hard floors. The "sealing strip," located behind the brush roller, improves hard floor cleaning performance by channeling the airflow and preventing debris kickback.



### Stationary Use Light

When the vacuum is stationary in its upright, handle-locked position, the powerhead adjusts upward to the height necessary (or to its highest possible level) to disengage the spinning brush roller from the floor. However, if the brush remains in contact with carpet fibers, despite the powerhead's upward adjustment, the red "check brush" warning light flashes to alert the user to avoid potential carpet marking from excessive use time in a stationary position.

### Brush Adjustment Indicator Lights

Two green lights, one for "up" and one for "down," illuminate to indicate when the powerhead is adjusting the brush height to the proper cleaning level. Optimal cleaning effectiveness occurs when both lights are off.



### Full Bag or Clog Light with Automatic Shut Off

When a full bag, a clog in the airflow pathway, or an excessively dirty microfilter is detected, the red "bag full or clog" warning light illuminates, the vacuum automatically shuts off after 30 seconds, and then the warning light starts continuously flashing. This feature prevents overheating and motor damage from a lack of adequate airflow.

### Brush Obstruction Light with Automatic Shut Off

If an obstruction jams the brush roller, the red "check brush" warning light flashes quickly, the brush roller immediately stops spinning, and the vacuum shuts off. This feature prevents the belts from breaking and protects the motor and carpet from damage.



### Instant-use Wand and Suction Hose

The integrated instant-use wand and suction hose are able to clean hard to reach corners, edges and crevices. The wand and hose together have an 8-foot reach with an optional 9-foot extension hose available, which creates a total hose length of 15-feet, perfect for cleaning stairs. Choose from a range of optional attachments that can be fitted to the wand or hose!

### Carrying Handle with Rotating Cord Hook for 40' cord

The AUTOMATIC X is easy to carry or quickly unwind the cord, using its unique handle with integrated rotating cord hook.

Standard Features on Page 4 / Technical Specifications on Page 30

## Worn Brush Light and Easy Brush Roller Removal

When the brush roller's bristles are worn to a point that brush agitation is less effective, the red "check brush" warning light remains illuminated during use while the vacuum continues to operate.



## Foot Pedal Stress Release

The quick-release foot pedal maximizes durability, by relieving excessive stress or force on the handle and bag housing, when it is in the upright, locked position.



## Three On-board, Full-size Tools and Large Filter Bag

The vacuum comes standard with a crevice nozzle, dusting brush, upholstery nozzle, and a large 5.3 litre filter bag. Also, many optional accessories are available.

## Soft-start Feature

The vacuum's gradual power-up capability extends motor life.

Attachments			
Included X7, X7 Premium, X7 Premium Pet and X8	Upholstery Nozzle #1491GS	Also Included with X7 Premium Pet	Hand-held Turbo Brush #6179ER
	Crevice Nozzle #1092GS		Nine-Foot Extension Hose #1495ER
	Dusting Brush with Horsehair Bristles #1387GS		S-class, Charcoal, Anti-odor, Pre-motor Microfilter #5425
Crevice Tool #1092GS and Upholstery Nozzle #1491GS			
Optional Three-piece Kit	22-inch Extension Wand* #1084GS	Nine-foot Extension Hose* #1495ER	Parquet Brush* #1359GS
	*All three items are available individually or as a three-piece attachment kit, #1991AM		
Additional Options	Dusting Brush, Large Opening, Nylon Bristles #1094GS	Crevice Tool #SEB901F	Dusting Brush, Nylon Bristles #1329GS
	Wall and Floor Brush #1325GS	Radiator Brush #1496GS	Flat Upholstery Nozzle #1090HG
	Hand-held Turbo Brush #6179ER		
Bags, Filters, Accessories and Wear Items			
8 Ultra Bags** #5093N	S-class, Pre-motor Microfilter** #5036ER	S-class, Charcoal, Anti-odor, Pre-motor Microfilter #5425	Electrostatic Exhaust Filter** #52038ER
Service Box #51828ER	SEBO FRESH 1 Pkg. of 5 #0496	HEPA Service Box #51829ER	Sealing Strip** 12" #5400-1 15" #5400-2
12" Brush Roller (Soft Bristle) #5010GE	15" Brush Roller Set (Soft Bristle) #5290GE	12" Brush Roller #5010ER	15" Brush Roller Set #5290ER
*All four items can be purchased together Service Box #51828ER containing 8 Ultra Bags, an Exhaust Filter, an Electrostatic Microfilter, and a Sealing Strip.			

# SEBO ET Powerheads and Central Vacuum Wand

ET powerheads are recognized worldwide as the most durable, reliable, and best designed carpet and hard floor cleaners on the market.

The 12-inch ET-1 and 15-inch ET-2 are virtually maintenance free, provide excellent pet hair removal, and the brush roller can be manually switched off for straight-suction cleaning of delicate rugs. In addition, the extension side of its L-shaped contour makes cleaning under counters easy.

By adding a special telescopic wand adapter, ET powerheads can be connected to most central vacuum handle and hose units.

Central Vacuum  
Wand #5370-SEBO  
(Compatible with SEBO ET-1  
and ET-2 Powerheads)

## 180° Steering Ability

its 180° steering ability provides amazing maneuverability.



180° Rotating Swivel Neck

## Central Vacuum Wand

This special wand fits into the unique swivel-neck diameter of ET-1 and ET-2 powerheads, so they can be connected to most central vacuum handle and hose units. The telescopic wand can be adjusted from 24" to 37" in length, to accommodate the correct operating height of individual users. It's made of stainless steel and high-quality plastic that is durable and reliable.

## Protective, Rubber-coated Wheels

The superb castor-wheels glide easily and gently over all floor types, providing exceptional maneuverability and protection of floor surfaces.



Rubber-coated Wheels

## Four-level, Manual Height Adjustment

They are commercial-grade powerheads that effectively clean both carpets and hard floors, easily remove pet hair, and have four-level, manual brush height adjustment. To clean delicate rugs and hard floors with straight suction, the ET's brush roller can be manually switched off.



Four-level Brush Adjustment

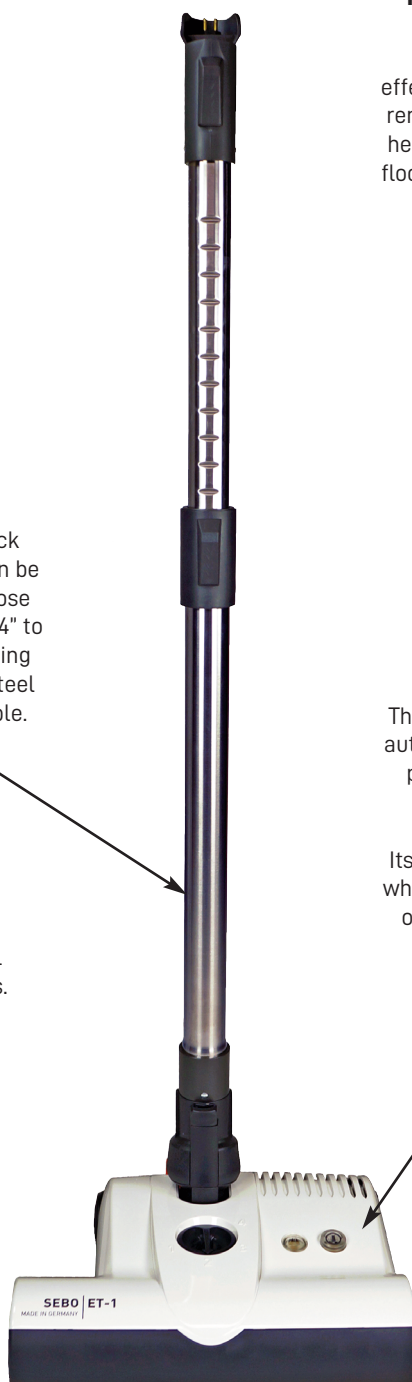
## User Warning Lights and Automatic Obstruction Shut Off

The ET powerhead has a red user warning light, with automatic shut off, for brush roller obstructions. This prevents the belt from breaking and protects the motor and carpet from damage.

Its warning light also remains illuminated during use, when brush height is set too high for optimal cleaning, or when the brush roller should be replaced due to reaching maximum bristle wear.



Automatic Obstruction  
Shut-off Indicator





# Easy Brush Roller Removal

The ET powerhead also has easy, tool-free brush roller removal, a convenient clog removal door, and a red user warning light, with automatic shut off, for brush roller obstructions.


Press Button and Rotate Cap for Easy Brush Removal



Easy Maintenance with Clog Clean-out Door



Brush Rollers



ET-1  
Arctic White  
#9258FC



ET-1  
Red  
#9299FC



ET-1  
Black  
#9951FC



12-inch Powerhead

## Central Vacuum Wand Adapter


This device fits into the swivel neck of ET-1 and ET-2 powerheads and can attach to most existing central vacuum wands, if keeping an existing telescopic wand is desired.

ET-2  
Arctic White  
#9259FC



15-inch Powerhead

ET-2  
Red  
#9250FC



Central Vacuum  
Wand Adapter  
#2780AM

ET-2 F1  
Black  
#9975F1



ET-1 F2  
White  
#9945F2



**ET-1 F1** 12-inch or **ET-2 F1** 15-inch powerhead (available in black or white) comes with a long black cord for wands longer than 46"


**ET-1 F2** 12-inch powerhead (available in black or white) comes with a shorter black cord for wands shorter than 46"

Recommend pairing these powerhead with the Stainless-Steel Button Lock Wands (SKU: 5335 & 5337)

# SEBO Central Vacuum Kits

SEBO's Central Vacuum Kits are designed with you in mind! Choose from one of our three kits; Standard, Deluxe, or Premium, and personalize your kit with your choice of either a red, white, or black 12-inch or 15-inch powerhead (red is not available for the Standard kit), and either a 30-foot or 35-foot hose.


Each kit comes complete with a 3-piece attachment tool kit (including a crevice nozzle, upholstery nozzle, and dusting brush with horse hair), two telescopic wands and a hard floor cleaning tool (varies depending on the kit), an attachment tool holder, and a wall mounting hose hanger, making these kits the perfect addition to any central vacuum.



**White Standard ET-1 12-inch Powerhead Kit**  
**#SEBOCV35PR-WHT**

## Standard Kit also includes:


- A 1 1/4" floor brush with wheels and horsehair
- Two telescopic wands:
  - A cord management stainless steel wand with thumb saver
  - A stainless-steel attachment wand with thumb saver and friction fit



**White Deluxe ET-1 12-inch Powerhead Kit**  
**#SEBOCV35PR-WHT**

## Deluxe Kit also includes:

- A "Fit All" 12" hardwood floor brush with horsehair
- Two telescopic wands:
  - A cord management stainless steel integrated wand
  - A stainless-steel attachment wand with thumb saver and friction fit



**White Premium ET-1 12-inch Powerhead Kit**  
**#SEBOCV35PR-WHT**

## Premium Kit also includes:

- A SEBO premium parquet floor tool
- Two telescopic wands:
  - A 1 1/4" aluminum wand
  - A cord management stainless-steel integrated wand



ET-1 12-inch Red



ET-2 15-inch Red



ET-1 12-inch Black



ET-2 15-inch Black


# SEBO Floor Tools

SEBO's attachments are durable and effectively clean floors. They are made of high-quality plastic that will last a lifetime with simple maintenance.

The kombi nozzles and parquet brushes have replaceable bristle strips. The turbo nozzles have removable brush rollers for easy cleaning or replacement. These items fit only SEBO machines; however, an adapter to non-SEBO attachments is available.




Kombi Nozzle  
#1397GS



Kombi Nozzle  
#7260GS



TT-C Turbo Head  
#6780ER



Premium  
Parquet Brush  
#7200GS



Hand-held  
Turbo Brush  
#6179ER



Wall and Floor Brush  
#1325GS



Turn and Clean  
Parquet Brush  
#1325WS



Friction-fit  
Parquet Brush  
#1359GS



Parquet Brush  
#6391DA

Please refer to the appropriate model-specific chart when purchasing your attachments and accessory items.



# SEBO DISCO Floor Polisher Head

The DISCO Floor Polisher attachment introduces a new sophisticated and highly efficient floor-pad technology that produces a high-gloss effect without the use of water, chemicals, or polishing sands. The new technology achieves its results by using four different floor pads, each of which is designed to accomplish distinctly different tasks. The pads are color-coded to assure proper selection. In addition, they are highly abrasion resistant and have a life expectancy of over 100,000 square feet.

The DISCO attaches to the SEBO FELIX vacuum cleaner, or any Premium SEBO Canister vacuum cleaner; therefore, it also has a suction capability that simultaneously removes the fine dust created during the polishing process.

The DISCO is truly a revolution in hard-floor care!



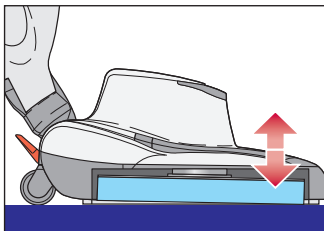
DISCO Onyx  
#9433FC

FELIX 1  
Premium Onyx  
#9807FC  
with DISCO  
Polisher Head  
Onyx  
#9433FC



Three rubber-coated wheels to protect floor surfaces.

Automatic height adjustment of the floor pad, in relation to the floor surface, ensures consistent and optimal performance



Agile and easy to use due to a highly maneuverable, 180° steering mechanism and high-quality castors



Rotating  
Swivel  
Neck

Lightweight, low-cost, commercial-grade machine

Bumpers to protect walls, furniture and the polisher

Automatic safety shut off caused by disc obstructions or suction blockages



Convenient machine width of 13-inches and a polishing path of 11.5-inches means it can also accommodate small and medium-size furnished, hard-floor areas

# How it works:

## The Red, Yellow, Green and Blue Floor Pads

These three polishing pads restore the shine of dull, scratched and scuffed, hard-floor surfaces without the use of water, chemicals or polishing sands. The pads do the work using the following three-step procedure (soft coatings should not be present):

### Step One - The Red Floor Pad

Removes the deepest or most visible scratches and smoothes the floor surface. Thus, it prepares the floor for the yellow pad.

### Step Two - The Yellow Floor Pad

Restores a higher gloss finish and prepares the floor surface for the green pad.

### Step Three - The Green Floor Pad

Creates the final gloss finish in the "three-step process," and it is suitable for daily use to maintain the floor's high-gloss finish.

### The Blue Floor Pad

Designed to maintain soft coatings, like wax, on hard floors, and it is suitable for daily use as well. It should be used along with a typical floor wax suitable for the specific floor surface or recommended by the flooring manufacturer. The DISCO has suction ability while polishing allowing it to remove the fine dust from fully dried floor-wax products.

Original



Step One: The Red Floor Pad



Step Two: The Yellow Floor Pad

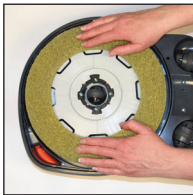


Step Three: The Green Floor Pad



Floor Pad Attachments*				
Included with DISCO Floor Polisher	Step One	Step Two	Step Three	Maintenance
				
Green Pad #3230ER30	Red Pad #3286ER40	Yellow Pad #3286ER40	Green Pad #3230ER30	Blue Pad #3230ER00
	Red and Yellow Pads in one box.			

## Quick and Easy Pad-Change Mechanism



Reinforced drive disc that provides optimal floor contact and a speed of 2,000 rpm

## The DISCO is usually suitable for the following types of floors:

- PVC (coated or uncoated vinyl or vinyl composite tiles)
- Natural stone, such as granite, marble, or terrazzo
- Acrylic or polyurethane-coated floors
- Hardwood with oil or varnish finishes
- Hardwood or other floors with soft-coated finishes, like wax (use the blue floor pad only)

## The DISCO is NOT suitable for the following types of floors:

- Any floor on which a shiny finish is not desired
- Glazed, ceramic and porcelain tiles, or porous tiles such as terracotta or slate
- Cushioned vinyl, linoleum, laminate, and any floor types that are poorly bonded to the sub-floor.
- All floors with textured or uneven surfaces or tiles with raised edges
- Floors with maintenance-free coatings, floors in which acceptability of the polisher is uncertain, or when polisher use is contrary to manufacturer recommendations.

\* **PLEASE NOTE:** Suitability of all floor surfaces should first be determined by consulting the manufacturer recommendations, and then by testing the DISCO and its four pads in an inconspicuous spot. If floor damage occurs, immediately discontinue use.

# SEBO Duo Dry Cleaning System

SEBO's DUO Cleaning System effectively removes stains and cleans large and small carpeted areas, rugs and upholstery, without using water!

The DUO-P Powder and specialized Brush Machine can quickly clean a room or house full of carpeting! In addition, the DUO Daisy or Hand Brush quickly cleans high-traffic areas, stairs, automobiles, RVs, and boats.

This do-it-yourself, dry-cleaning system is highly effective, easy to use, saves time and money, and avoids potential carpet damage caused by some wet-cleaning methods.

The DUO Cleaning System consists of the following four components (sold separately):

## DUO Brush Machine

Cleans large carpeted areas



SEBO DUO  
Brush Machine  
#9401FC

## DUO-P Carpet and Upholstery Cleaning Powder Refill Bag



10 x 1.1lb bags per package  
(each bag can clean up to  
250 square feet of carpet)  
#0468CA

## DUO Hand Brush

cleans upholstery, stairs,  
hard-to-reach areas, cars and RVs



DUO-P Clean Box  
with built-in Spot Brush  
(contains one 1.1 lb. bag)  
#0478CA

## DUO Daisy Brush

Cleans small to medium-size  
carpeted areas, like hallways



DUO Daisy Brush  
#CD100

## Advantages of using the DUO System are:

- Do-it-yourself, dry carpet cleaning is highly effective, easy to do, and saves time and money
- Almost immediate use of the carpet or upholstery
- Eliminates dust mite allergens
- No need to move furniture and easily cleans stairs
- No detergent residue
- A built-in fiber protector helps to prevent future stains
- Avoids potential damage caused by some wet-cleaning methods
- No carpet shrinking or mildew



## SIMPLE TO USE IN FOUR EASY STEPS

### Step One



Apply DUO-P  
Cleaning Powder.

### Step Two



Spot-clean stubborn stains.  
(Older or more stubborn stains  
may require  
additional treatments.)

### Step Three



Brush in the DUO-P  
Powder with the DUO  
Brush Machine,  
Daisy, or Hand Brush.

### Step Four



Vacuum when dry,  
usually after 30 to 60  
minutes.

### DUO-P Powder Cleans Carpet and Upholstery

This amazing powder cleans carpet and upholstery to like-new condition and removes even the most stubborn stains! It is made of polyurethane granules that are moistened with a cleaner and is environmentally friendly and safe to use. Unlike other cleaning powders no "pre-spray" is needed. (After opening, tightly seal partially used packages to maintain moisture.)

When the powder is worked into the carpet fibers, the moistened, sponge-like granules lift soil and stains out. Within 30 to 60 minutes, the powder is dry and is removed by vacuuming, leaving the carpet or upholstery clean, dry, and ready for use.

Because this is a dry-cleaning process, DUO-P Powder will not promote the growth of mold and fungus in your carpet and pad. The GAF allergy research center in Germany found that six months after a single cleaning with DUO-P, seven out of ten carpets remained free of dust mite allergens



### DUO Daisy and Hand Brushes Provide Quick, Convenient Cleaning

The Daisy is a single brush and is not motorized. However, it is the ultimate in convenience because, with its adjustable handle and very light weight, one can work in a comfortable, upright position and clean both small and medium-size carpeted areas, such as hallways or an entire room. The Daisy even offers two brush bristle options for different types of carpet: easy or aggressive. Its adjustable handle accommodates user height preferences and enables it to be stored in small spaces. The DUO Hand Brush can be used to clean small areas of carpet and upholstery in homes, cars, boats and RVs.




### Why Use Dry Cleaning?

Some wet-cleaning methods inject water and detergent into the carpet pile under pressure, and an extractor is used to collect the liquid and dissolved soil. However, many rental and do-it-yourself machines only remove 50% of the dirty water leaving much of the remaining water to soak into the pad. Often, this amount of moisture will cause deterioration of the carpet backing, and a wet carpet may take 8 to 36 hours to dry, depending on humidity. That is long enough for mold spores to grow. Also, carpets may re-soil quickly because of residual detergent, and spots may reappear in a short period of time, as the moisture and dissolved soil "wicks up" through the carpet fibers.

### DUO Brush Machine Cleans Large Carpeted Areas

SEBO's DUO Brush Machine features two spinning brushes that open the carpet pile, enabling the DUO-P Powder to clean each fiber. Weighing only 11 pounds, it is lightweight and easy to use. And with a brush-path width of 12½ inches, a room or entire house of carpet can be quickly cleaned.



### Brush Roller

DUO Brush Roller  
#3005ER



# TECHNICAL SPECIFICATIONS

AUTOMATIC X



ESSENTIAL G



MECHANICAL



FELIX



## SPECIFICATIONS

Suction Motor	1300 Watts	1300 Watts	1000 Watts	1300 Watts
Brush Motor	n/a	n/a	n/a	175/200 Watts
Airflow (motor rating)	103.8 CFM	103.8 CFM	106 CFM	102 CFM
Water Lift (motor rating)	92 in.	92.5 in.	91 in.	90 in.
Belt Guarantee	Lifetime	5 Years	5 Years	5 Years
Height Adjustment	Automatic	Manual	Manual	Manual
Suction Motor Protection	Thermal	Thermal	Thermal	Thermal
Bag Capacity	5.3 Litres	5.3 Litres	5.3 Litres	3.5 Litres
Handle Weight	1.5 lbs.	1.5 lbs.	1.5 lbs.	3 lbs.
Body Weight	16.7/16.9 lbs.	18.4/18.6 lbs.	19.5/20 lbs.	15.4 lbs.
Variable Suction Control	No	No	No	Yes
Bare Floor Cleaning	Yes	Yes	Yes	Yes
Dusting Brush Included	Yes	Yes	Yes	No
Cleaning Wand Included	Yes	Yes	Yes	No
Cord Length/Range	40 ft.	40 ft.	39 ft.	31 ft.
Powerhead Width	12 in./15 in.	12 in./15 in.	12 in./14 in.	12 in./15 in.
Hose Length	6 ft.	6 ft.	6 ft.	6 ft.
S-class Filtration	Yes	Yes	Yes	Yes
Adjustable Handle	No	No	No	Yes
HEPA Filtration Available	Yes	No	No	No
Use Without Powerhead	No	No	No	Yes
Brush Height Settings	Automatic	4	4	4
Brush Wear Compensation	Automatic	Manual	Manual	Manual
Brush Speed	3100 RPM	3100 RPM	3200 RPM	2700 RPM
Sound Level	69 dBA	69 dBA	76 dBA	68 dBA

## SPECIFICATIONS

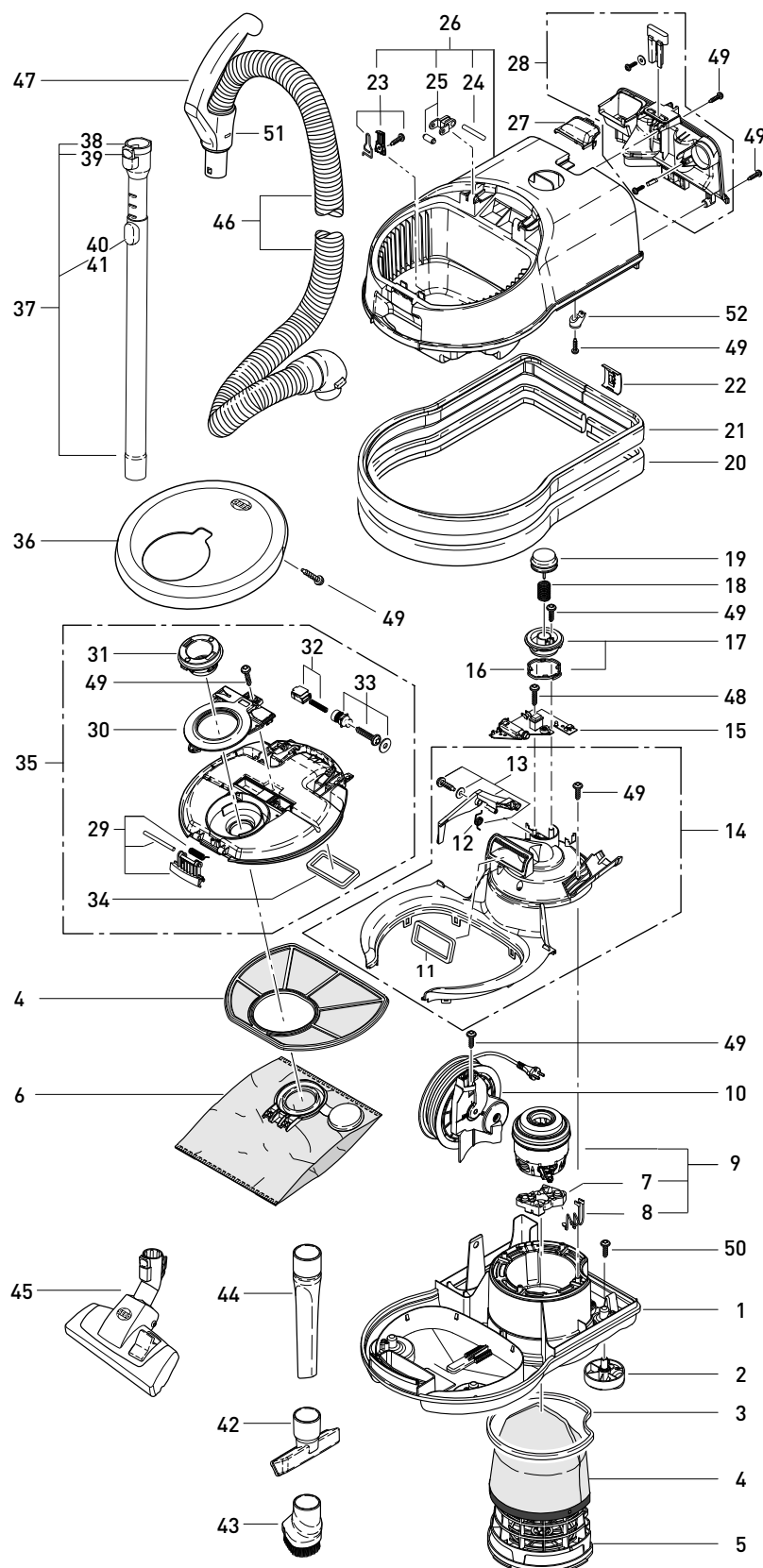


Suction Motor	1250 Watts	1200 Watts	1250 Watts	n/a
Brush Motor	175/200 Watts	175 Watts	175 Watts	200 Watts
Airflow (motor rating)	120 CFM	120 CFM	120 CFM	n/a
Water Lift (motor rating)	95 in.	95 in.	95 in.	n/a
Belt Guarantee	5 Years	5 Years	5 Years	5 Years
Height Adjustment	Manual	Manual	Manual	Floating
Suction Motor Protection	Thermal	Thermal	Thermal	n/a
Bag Capacity	6 Litres	3.5 Litres	3 Litres	n/a
Handle Weight	1.5 lbs.	1.5 lbs.	1.5 lbs.	0.8 lbs.
Body Weight	15.9 lbs.	11.4 lbs.	12 lbs.	11 lbs.
Variable Suction Control	Yes	Yes	Yes	n/a
Bare Floor Cleaning	Yes	Yes	Yes	n/a
Dusting Brush Included	Yes	Yes	Yes	n/a
Cleaning Wand Included	Yes	Yes	Yes	n/a
Cord Length/Range	40 ft./52 ft.	25 ft./37 ft.	25 ft./37 ft.	40 ft.
Powerhead Width	12 in./15 in.	12 in.	12 in.	14 in.
Hose Length	7 ft.	7 ft.	7 ft.	n/a
S-class Filtration	Yes	Yes	Yes	n/a
Adjustable Handle	Yes	Yes	Yes	No
HEPA Filtration Available	No	No	Yes	n/a
Use Without Powerhead	Yes	Yes	Yes	n/a
Brush Height Settings	4	4	4	Floating
Brush Wear Compensation	Manual	Manual	Manual	No
Brush Speed	2700 RPM	2700 RPM	2700 RPM	400 RPM
Sound Level	63 dBA	E1,2 58 dBA/E3 62 dBA	63 dBA	n/a



# AIRBELT D1 SCHEMATIC AND PARTS LIST

#90601AM AIRBELT D1 - Arctic White



## Canister with Handle/Hose

### #90601AM D1 - Arctic White Machine

Pos.	Part #	Description
1	8001WEER	Bottom casing (2 & 3)
2	8086GS	Castor cpl.
3	8065ER	Microfilter seal
4	8191AM	Microfilter set a) Hospital-grade exhaust microfilter & b) Pre-motor filter
5	8084ER	Microfilter holder
6	8120ER	Ultra filter bag
7	8045ER	Motor support
8	8091AM	Internal cable set w/thermal cut-off
9	8048ER	Vac motor 1200W (7 & 8)
10	665613E	Cord reel
11	8009	Motor inlet seal
12	8098ER	Rewind lever spring
13	8036ER	Rewind lever w/hardware (12)
14	8085ER	Motor cover cpl (11 & 13)
15	8102ER	Printed circuit board
16	8058ER	Retaining ring
17	8038ER2	Power display (16)
18	8057	Spring for power button
19	8202GS	Power knob
20	6047ER/01	AIRBELT cover, gray black
21	8033UL	Foam bumper
22	8034GS	AIRBELT clip
23	8140ER	Filter bag spring w/hardware
24	6750ER	Bag cover axle set
25	8052ER	Bag cover hinge (2 pcs) w/ axle
26	8003WEER	Top casing (23-25)
27	8059GS	Cable entry
28	8010GSER	Attachment holder cpl
29	8114ER	Bag cover release w/axle & spring
30	8129GS	Bag cover insert
31	8078GS	Hose neck
32	7020ER	Bag indicator w/spring
33	8127ER	Bag indicator adjuster w/hardware
34	8130	Bag cover seal
35	8051AM1	Inside cover cpl (29-34, 49)
36	8005WEA0	Bag cover
37	6237ER	Telescopic tube
38	1736GS	Fitting neck
39	1735ER	Release button cpl.
40	6238ER	Locking mechanism
41	6425ER	Sliding knob
42	8142GS	Upholstery nozzle
43	8146ER	Dusting brush, horsehair
44	8066GS	Crevice nozzle
45	8351GS	Kombi nozzle
46	8169GS	Hose w/end couplings incl. handle
47	6300GS	Handle grip cpl.
48	01000	Screw C 2.9x16
49	01036	Screw 4 x14
50	0102	Screw F 3.9x13
51	6303GS	Retaining ring
52	5266	Clamp for internal cable

# AIRBELT D4 PREMIUM SCHEMATIC AND PARTS LIST

#90640FC AIRBELT D4 Premium - Black (Onyx)  
 #90641FC AIRBELT D4 Premium - Arctic White  
 #90630FC AIRBELT D4 - Red

## Canister with Handle/Hose

### #90641FC D4 Premium - Arctic White Machine

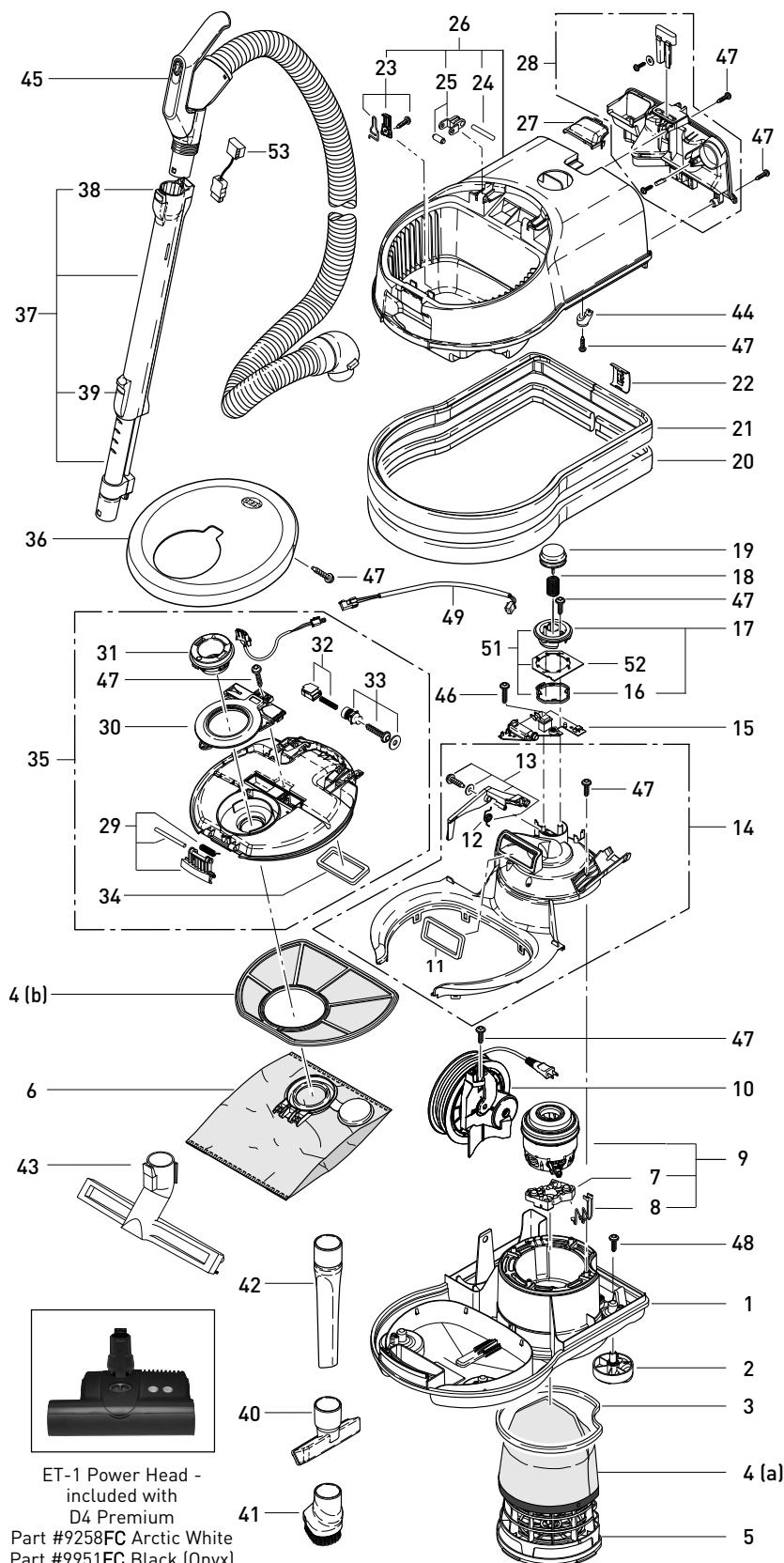
Pos.	Part #	Description
1	8001WEER	Bottom casing (2 & 3)
2	8086GS	Castor cpl
3	8065ER	Microfilter seal
4	8191AM	Microfilter set a) Hospital-grade exhaust microfilter & b) Pre-motor filter
5	8084ER	Microfilter holder
6	8120ER	Ultra filter bag
7	8045ER	Motor support
8	8091AM	Internal cable set w/thermal cut-off
9	8048ER	Vac motor 1200W (7 & 8)
10	665613E	Cord reel
11	8009	Motor inlet seal
12	8098ER	Rewind lever spring
13	8036ER	Rewind lever w/screw, washer & spring (12)
14	8085ER	Motor cover cpl (11 & 13)
15	8106ER	PCB w/ switch
16	8058ER	Retaining ring
17	8038ER4	Power display (16)
18	8057	Spring for power button
19	8037GS	Power button
20	6047ER01	AIRBELT cover (dark gray)
21	8033UL	Foam bumper
22	8034GS	AIRBELT clip
23	8140ER	Filter bag spring w/hardware
24	6750ER	Bag cover axle set
25	8052ER	Bag cover hinge (2 pcs) w/ axle
26	8003WEER	Top casing (23-25)
27	8059GS	Cable entry
28	8010GSE	Attachment holder cpl
29	8114ER	Bag cover release w/axle & spring
30	8129GS	Bag cover insert
31	8079ER	Hose neck w/ wiring
32	7020ER	Bag indicator w/spring
33	8127ER	Bag indicator adjuster w/hardware
34	8130	Bag cover seal
35	8051AM4	Inside cover cpl (29-34, 47 & 50)
36	8005WEER	Bag cover
37	6270GS	Telescopic tube (incl. 38&39)
38	6420GS	Release button, leaf spring & cap (for 6270GS telescopic tube only)
39	6421GS	Slider button w/hardware (for 6270GS telescopic tube only)
40	8142GS	Upholstery nozzle
41	8146ER	Dusting brush, horsehair
42	8066GS	Crevice nozzle
43	6391DA	Parquet brush
44	5266	Cable clamp
45	8119AM	7' hose with handle
46	01000	Screw C 2.9 x 16
47	01036	Screw 4 x 14
48	0102	Screw F 3.9 x 13
49	8160	Internal cable
51	8038ER4	Power display (16,17 & 52)
52	8108ER	PCB w/lights
53	6369G2	Mains cable - 160 mm

### #90640FC D4 Premium - Black (Onyx) Machine Exceptions

1	8001SWER	Bottom casing (2)
20	6047ER02	AIRBELT cover (silver)
26	8003SWER	Top casing (23-25)
36	8005SWER	Bag cover

### 90630FC D4 - Red Machine Exceptions

1	8001DRER	Bottom casing (2)
26	8003DRER	Top casing (23-25)
36	8005DRER	Bag cover



ET-1 Power Head - included with D4 Premium  
 Part #9258FC Arctic White  
 Part #9951FC Black (Onyx)

ET-1 Power Head optional for D4 Red  
 #9299FC Red

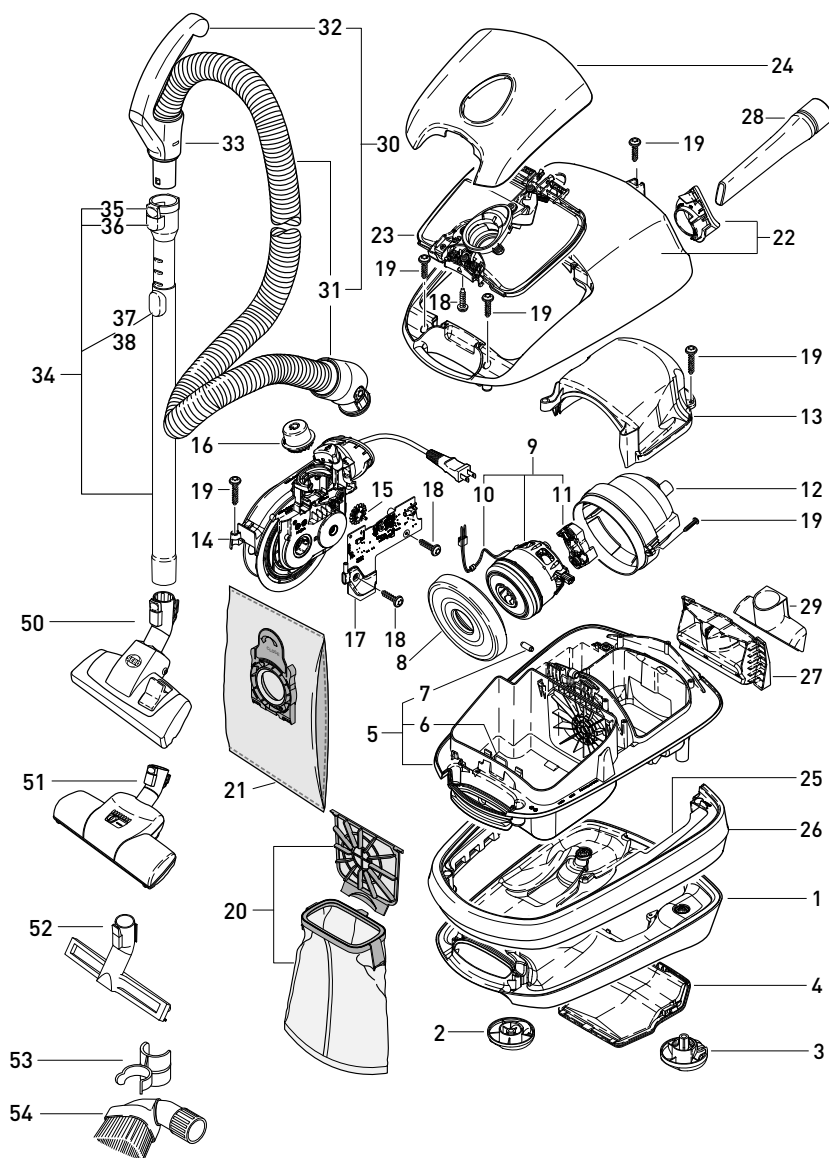
# AIRBELT E1 KOMBI SCHEMATIC AND PARTS LIST

#91602FC AIRBELT E1 Kombi - Arctic White

## Canister with Handle/Hose

### 91602FC E1 Kombi - Arctic White Machine

Pos.	Part #	Description
1	8335WEER	Bottom casing, white
2	8275GSE	Castor front, gray-black
3	8276GSE	Castor rear, gray-black
4	8249WEER	Exhaust filter cover, white
5	8230ULER	Middle casing incl. pos. 6+7
6	7045ER	Cover latch spring
7	8053ER	Bolt 20 x 5/7
8	8212ER	Engine mount gasket
9	8243ER	Vac motor 120 V
10	8282ULER	Wire
11	8045ER	Motor support
12	8220ER	Noise limiting cover
13	8289ER	Motor cover
14	665633ER	Cable rewind unit, AM plug
15	8256ER	Potentiometer pinion
16	8338ER	On/Off button E1, cpl.
17	8292ER	Printed circuit board
18	01036ER	Screw 4 x 14
19	01017ER	Screw STS 4 x 20 T20
20	8322AM	Microfilter box E - pre-motor filter and exhaust microfilter
21	8300	Ultra filter bags E
22	8328WEER	Top casing, white
23	8340ER	Top cover E1, inner part
24	8224WEE1ER	Filter cover
25	8237ER	Bumper
26	8221AM01	AIRBELT, gray/black
27	8213GSE	Support
28	8066GS	Crevice tool
29	8210GS	Upholstery tool
30	8310	Hose cpl. incl. handle
31	8314	Hose E1 and E2, without handle
32	6300GS	Handle grip, cpl., without hose
33	6303GS	Retaining ring
34	6237ER	Telescopic tube (Incl. 6668GS Dusting brush clip adapter)
35	1736GS	Fitting neck
36	1735ER	Release button, cpl.
37	6238ER	Locking mechanism
38	6425ER	Sliding knob
50	7260GS	Kombi nozzle, gray-black
53	6694GS	Dusting brush clip, gray-black
54	1387GS	Dusting brush



Kombi Nozzle  
included with E1 Kombi  
#7260GS



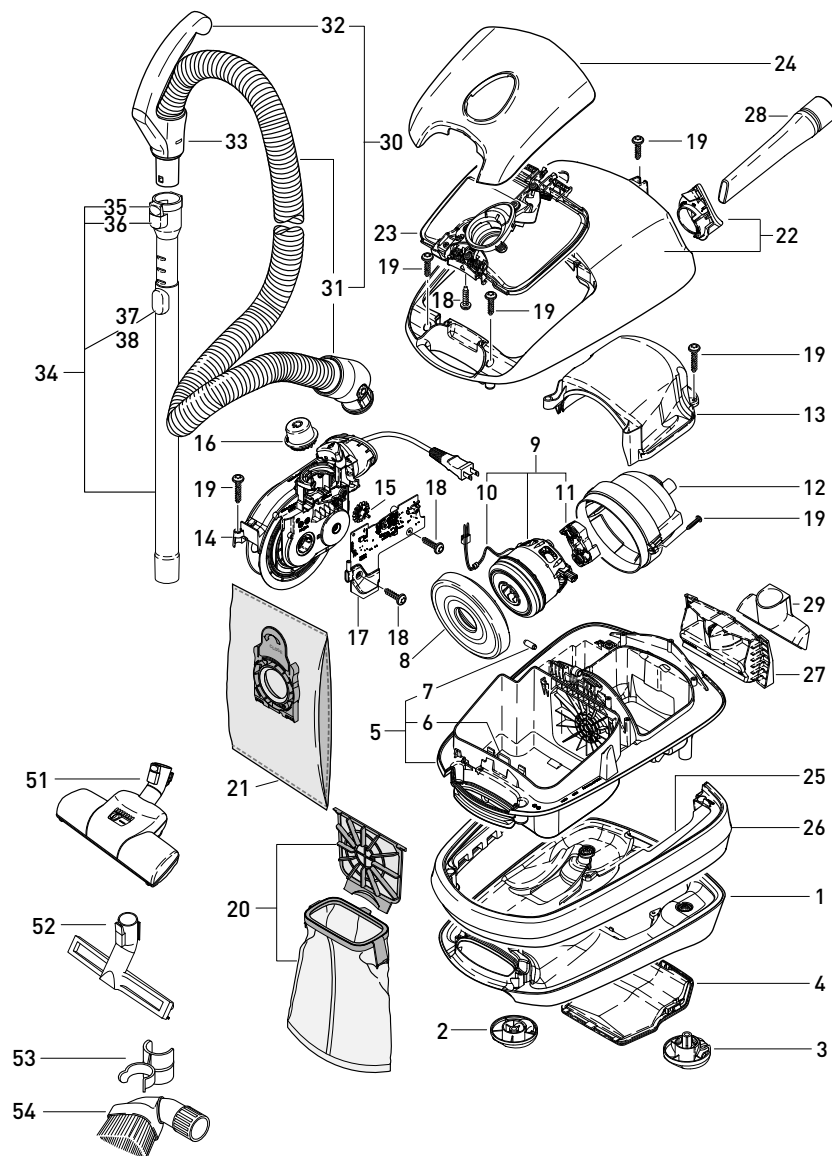
# AIRBELT E2 TURBO SCHEMATIC AND PARTS LIST

#91620FC AIRBELT E2 Turbo - Dark Blue

## Canister with Handle/Hose

### 91620FC E2 Turbo - Dark Blue Machine

Pos.	Part #	Description
1	8335DBER	Bottom casing, dark blue
2	8275GSER	Castor front, gray-black
3	8276GSER	Castor rear, gray-black
4	8249DBER	Cover exhaust air filter, dark blue
5	8230ULER	Middle casing incl. pos. 6+7
6	7045ER	Cover latch spring
7	8053ER	Bolt 20 x 5/7
8	8212ER	Engine mount gasket
9	8243ER	Vac motor 120 V
10	8282ULER	Wire
11	8045ER	Motor support
12	8220ER	Noise limiting cover
13	8289ER	Motor cover
14	665633ER	Cable rewind unit, AM plug
15	8256ER	Potentiometer pinion
16	8338ER	On/Off button E2, cpl.
17	8292ER	Printed circuit board
18	01036ER	Screw 4 x 14
19	01017ER	Screw STS 4 x 20 T20
20	8322AM	Microfilter box E - pre-motor filter and exhaust microfilter
21	8300	Ultra filter bags E
22	8328DBER	Top casing, dark blue
23	8340ER	Top cover E1, inner part
24	8224DBE2ER	Filter cover
25	8237ER	Bumper
26	8221FC01	AIRBELT, gray/black
27	8213GSER	Support
28	8066GS	Crevice tool
29	8210GS	Upholstery tool
30	8310	Hose cpl. incl. handle
31	8314	Hose E1 and E2, without handle
32	6300GS	Handle grip, cpl., without hose
33	6303GS	Retaining ring
34	6237ER	Telescopic tube (Incl. 6668GS Dusting brush clip adapter)
35	1736GS	Fitting neck
36	1735ER	Release button, cpl.
37	6238ER	Locking mechanism
38	6425ER	Sliding knob
51	8365GS	Turbo brush TT-C
52	6391DA	Parquet brush
53	6694GS	Dusting brush clip, gray-black
54	1387GS	Dusting brush



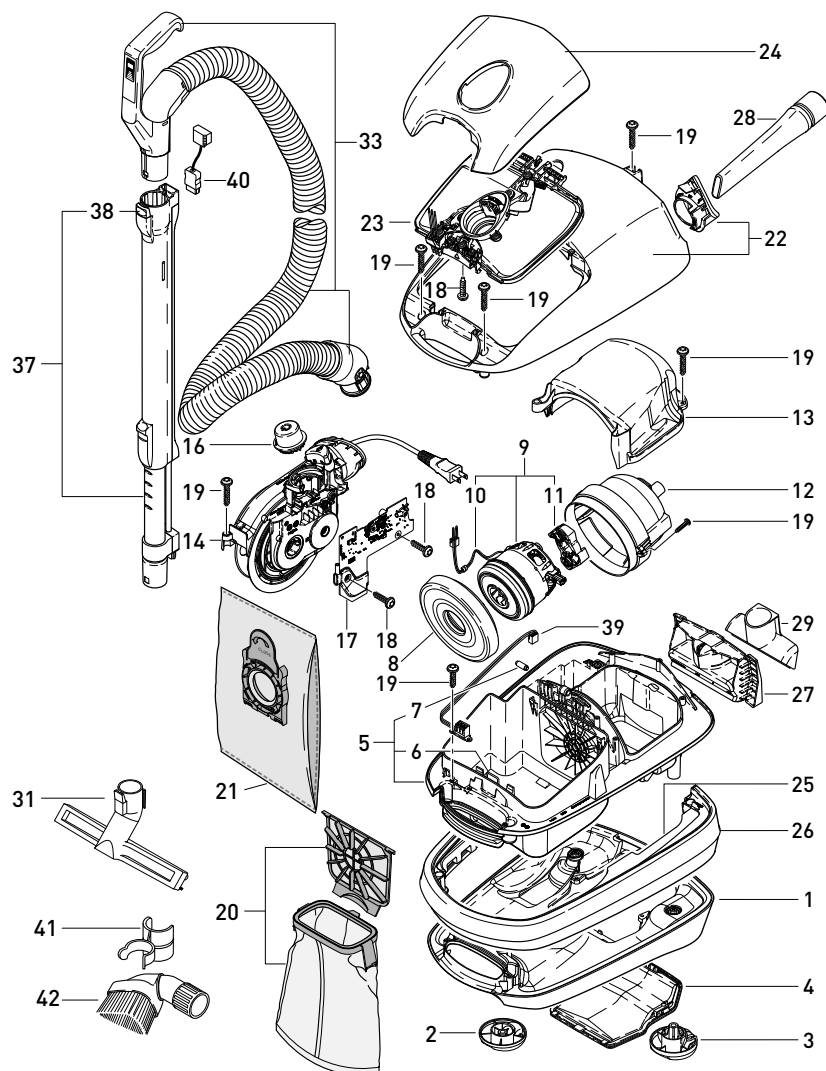
Turbo Brush  
included with E2 Turbo  
#8365GS



Parquet Brush  
included with E2 Turbo  
#6391DA

# AIRBELT E3 PREMIUM SCHEMATIC AND PARTS LIST

#91641FC AIRBELT E3 Premium - Arctic White  
 #91642FC AIRBELT E3 Premium - Red  
 #91640FC AIRBELT E3 Premium - Black



ET-1 Power Head  
 included with E3 Premium  
 Refer to ET-1 Manual for parts  
 identification



Parquet Brush  
 included with E3 Premium  
 #6391DA

## Canister with Handle/Hose

### 91641FC E3 Premium - Arctic White Machine

Pos.	Part #	Description
1	8335WEER	Bottom casing, white
2	8275GSER	Castor front, gray-black
3	8276GSER	Castor rear, gray-black
4	8249WEER	Cover exhaust air filter, white
5	8230ULER	Middle casing incl. pos. 6+7
6	7045ER	Cover latch spring
7	8053ER	Bolt 20 x 5/7
8	8212ER	Engine mount gasket
9	8243ER	Vac motor 120 V
10	8282ULER	Wire
11	8045ER	Motor support
12	8220ER	Noise limiting cover
13	8289ER	Motor cover
14	665633ER	Cable rewind unit, AM plug
16	8339ER	On/Off button E3, cpl.
17	8296ER	Printed circuit board
18	01036ER	Screw 4 x 14
19	01017ER	Screw STS 4 x 20-T20
20	8322AM	Filter box E - pre-motor filter and exhaust microfilter
21	8300	Ultra filter bags E
22	8328WEER	Top casing, white
23	8341ER	Top cover E3, inner part
24	8224WEPRER	Filter cover, white
25	8237ER	Bumper
26	8221FC01	AIRBELT, gray/black
27	8213GSER	Support
28	8066GS	Crevice tool
29	8210GS	Upholstery tool
31	6391DA	Parquet brush
33	8312UL	Hose E3 incl. handle & mains cable
37	6777CA	Telescopic tube (Incl. 6778AD dusting brush clip adapter)
38	6420GS	Release button cpl.
39	8320ER	Cabling set
40	6369G1	Mains cable
41	6694GS	Dusting brush clip
42	1387GS	Dusting brush

### 91642FC E3 Premium - Red Machine

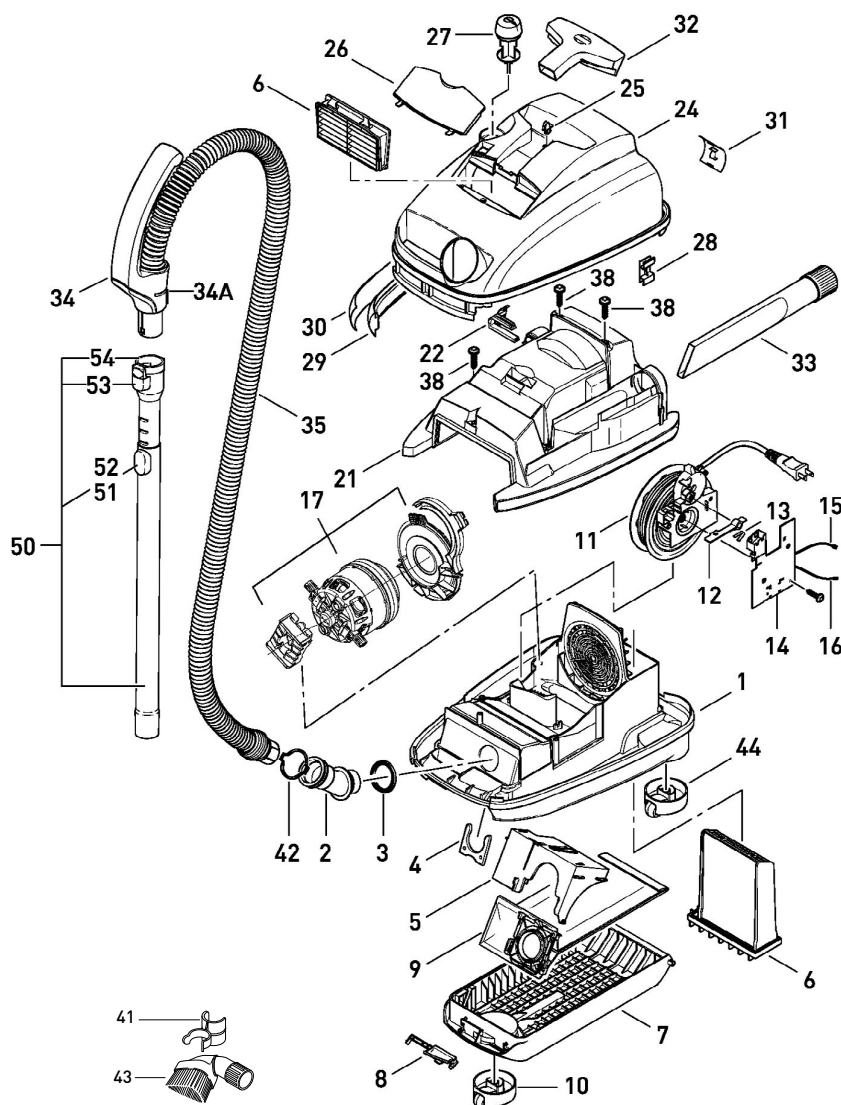
1	8335DRER	Bottom casing, red
4	8249DRER	Cover exhaust air filter, red
22	8328DRER	Top casing, red
24	8224DRPRER	Filter cover, red

### 91640FC E3 Premium - Black Machine

1	8335SWER	Bottom casing, black
4	8249SWER	Cover exhaust air filter, black
22	8328SWER	Top casing, black
24	8224SWPRER	Filter cover, black
26	8221AM07	AIRBELT, black/silver

# AIRBELT K2 KOMBI SCHEMATIC AND PARTS LIST

#9679FC AIRBELT K2 Kombi - Midnight Blue  
 #9677FC AIRBELT K2 Kombi - White



Kombi Nozzle  
 included with  
 K2 Kombi  
 #7260GS

## Canister with Handle/Hose

### #9679AM K2 Kombi Midnight Blue Machine

Pos.	Part #	Description
1	6754DG	Bottom casing w/castors (44)
2	6676DG	Suction neck - K2
3	6014	Seal
4	6042WS	Spring lock
5	6681HG	Bag holder, complete
6	6696AM	Pre-motor microfilter & exhaust filter set
7	6756GS	Bag cover w/castor (10)
8	6607GS	Cover release
9	6629	Ultra filter bag
10	6752GS	Castor for bag cover
11	665603E	Cord reel w/lever & leaf spring (12&13)
12	6621	Switch lever w/leaf spring (13)
13	1739	Leaf spring
14	6641ER	Electronic controller K2 w/switch
15	6637	Internal cable w/ thermal cut-off (inc. w/pos. 17)
16	6638	Internal cable - white
17	8048ER	Vac motor 1250 W includes motor mount, adaptor, internal cable w/thermal cut-off (pos. 15)
21	6679DG	Motor cover
22	6622DG	Plug surround
24	6680DB1	Top Casing, K2 midnight blue (25)
25	6625ER	Release clip w/screw
26	6424AM	Exhaust filter cover - midnight blue
27	60613WE	On/Off knob - K2 midnight blue
28	6086ER	Casing clip
29	6623UL	Foam bumper - K
30	6047FC01	AIRBELT textile-dark gray (incl. pos. 31)
31	6048GS	AIRBELT clip
32	6627DG	Upholstery nozzle - K series
33	1092DG	Crevice nozzle
34	6300GS	Handle grip K2, cpl. (incl. pos. 34A)
34A	6303GS	Retaining ring
35	6447GS	7' hose w/couplings & handle K2 (34&34a)
36	7260GS	Kombi nozzle
38	0105	Screw 3.9 x 19
41	6694GS	Clip for dusting brush
42	6612GS	Retaining ring
43	1387GS	Dusting brush
44	6751DG	Castor for bottom casing
50	6237ER	Telescopic tube stainless steel, cpl. (incl. pos. 51-54)
51	6425ER	Sliding knob
52	6238ER	Locking mechanism
53	1735ER	Release button cpl.
54	1736GS	Fitting neck

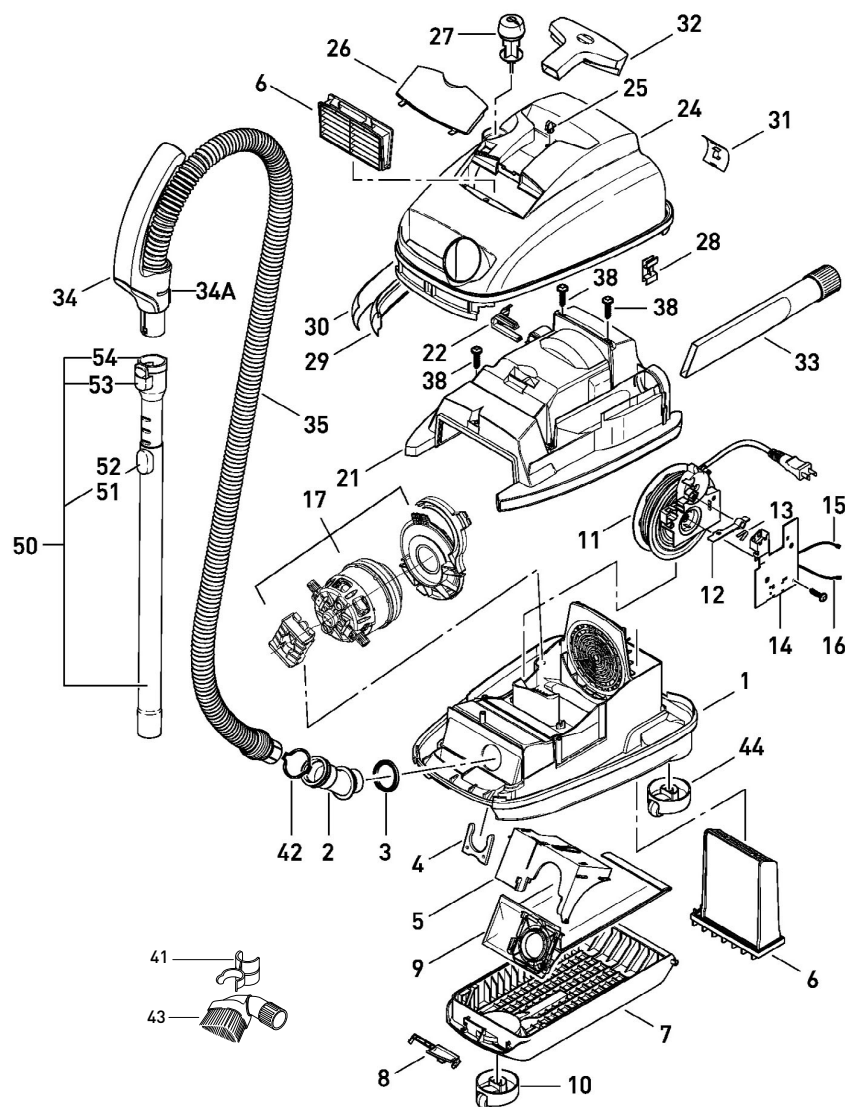
### #9677FC K2 Kombi White Machine Exceptions

Pos.	Part #	Description
24	6680WE	Top Casing, K2 White (25)
26	6403K2	Exhaust filter cover - denim blue



# AIRBELT K2 TURBO SCHEMATIC AND PARTS LIST

#9696FC AIRBELT K2 Turbo - Hunter Green  
 #9678FC AIRBELT K2 Turbo - Volcano  
 #9695FC AIRBELT K2 Turbo - Onyx



## Canister with Handle/Hose

### #9696FC K2 Turbo Hunter Green Machine

Pos.	Part #	Description
1	6754DG	Bottom casing w/castors (44)
2	6676DG	Suction neck - K2
3	6014	Seal
4	6042WS	Spring lock
5	6681HG	Bag holder, complete
6	6696AM	Pre-motor microfilter & exhaust filter set
7	6756GS	Bag cover w/castor (10)
8	6607GS	Cover release
9	6629	Ultra filter bag
10	6752GS	Castor for bag cover
11	665603E	Cord reel w/lever & leaf spring (12&13)
12	6621	Switch lever w/leaf spring (13)
13	1739	Leaf spring
14	6641ER	Electronic controller K2 w/switch
15	6637	Internal cable w/ thermal cut-off (inc. w/pos. 17)
16	6638	Internal cable - white
17	8048ER	Vac motor 1250 W includes motor mount, adaptor, internal cable w/thermal cut-off (pos. 15)
21	6679DG	Motor cover
22	6622DG	Plug surround
24	6680G2	Top casing - hunter green (25)
25	6625ER	Release clip w/screw
26	6427K2	Exhaust filter cover - hunter green
27	60613WE	On/Off knob
28	6086ER	Casing clip
29	6623UL	Foam bumper - K
30	6047ER01	AIRBELT textile-gray (incl. pos. 31)
31	6048GS	AIRBELT clip
32	6627GS	Upholstery nozzle - K series
33	1092GS	Crevice nozzle
34	6300GS	Handle grip K2, cpl. (incl. pos. 34A)
34A	6303GS	Retaining ring
35	6447GS	7' hose w/couplings & handle K2 (34&34a)
36	8365GS	Turbo nozzle
38	0105	Screw 3.9 x 19
41	6694GS	Clip for dusting brush
42	6612GS	Retaining ring
43	1387GS	Dusting brush
44	6751DG	Castor for bottom casing
46	7200GS	Parquet brush
50	6237ER	Telescopic tube stainless steel, cpl. (incl. pos. 51-54)
51	6425ER	Sliding knob
52	6238ER	Locking mechanism
53	1735ER	Release button cpl.
54	1736GS	Fitting neck

### #9678FC K2 Turbo Volcano (Burgundy/Orange)

#### Machine Exceptions

Pos.	Part #	Description
24	6680SR	Top Casing, K2 volcano (25)
26	6439K2	Exhaust filter cover - volcano
27	60613VO	On/Off knob - gray/white
30	6047ER03	AIRBELT textile-volcano (incl. pos. 31)

### #9695FC K2 Turbo Onyx Machine Exceptions

Pos.	Part #	Description
24	6680SW	Top Casing, K2 onyx (25)
26	6422FC	Exhaust filter cover - onyx



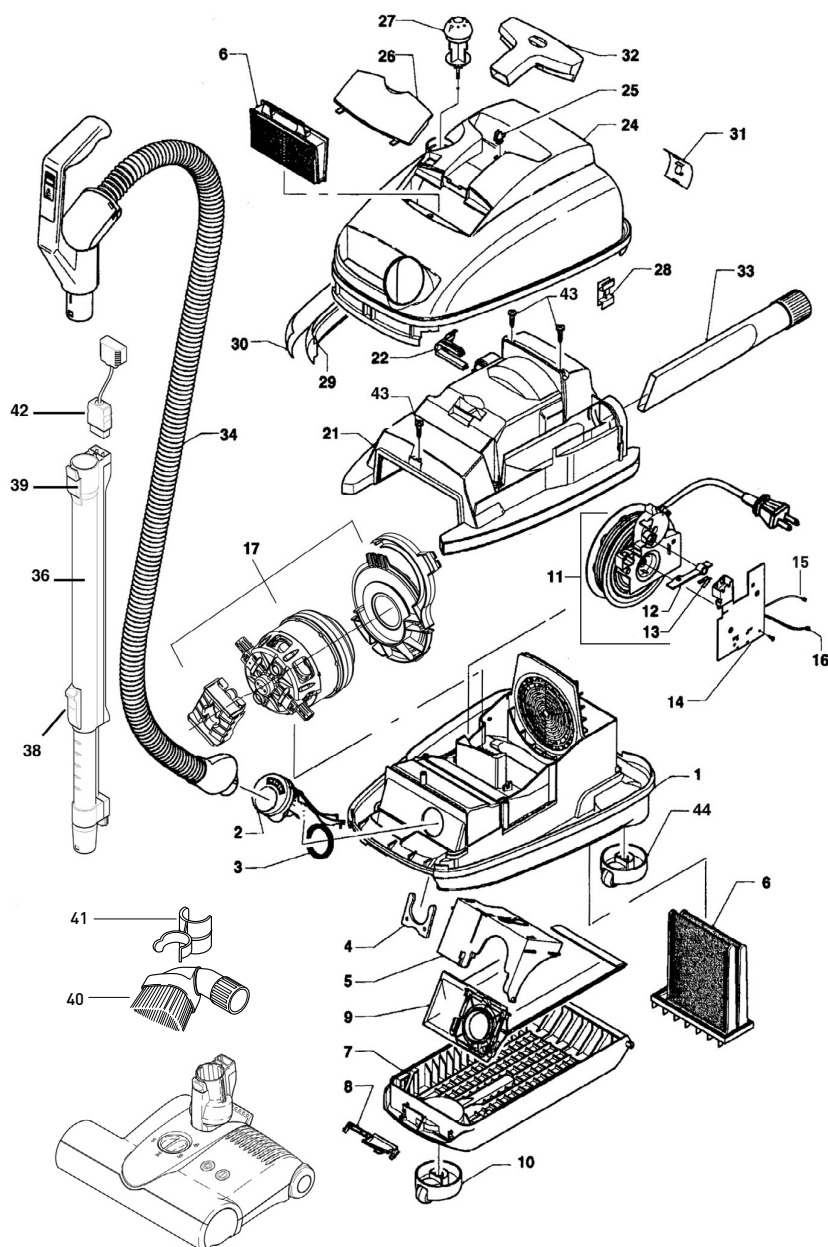
Turbo Nozzle  
standard with  
K2 Turbo  
#8365GS



Parquet Brush  
standard with  
K2 Turbo  
#7200GS

# AIRBELT K3 PREMIUM SCHEMATIC AND PARTS LIST

#9687FC AIRBELT K3 Premium - Red  
 #9688FC AIRBELT K3 Premium - Onyx  
 #9689FC AIRBELT K3 Premium - Volcano



ET-1 Power Head included with K3 Premium  
 Refer to ET-1 Manual for parts identification



Parquet Brush included  
 with K3 Premium  
 #7200GS



9' 2' Hose included  
 with K3 Premium PET  
 #1495ER



Hand-held Turbo Brush  
 included with  
 K3 Premium PET  
 #6179ER

## Canister with Handle/Hose

### #9687FC K3 Premium Red Machine

Pos.	Part #	Description
1	6754DG	Bottom casing w/castors (44)
2	6677DG	Suction neck - K3
3	6014	Seal
4	6042WS	Spring lock
5	6681HG	Bag holder, cpl.
6	6696AM	Pre-motor microfilter & exhaust filter set
7	6756GS	Bag cover w/castor (10)
8	6607GS	Cover release
9	6629	Ultra filter bag
10	6752GS	Castor for bag cover
11	665603E	Cord reel w/lever & leaf spring (12&13)
12	6621	Switch lever w/leaf spring (13)
13	1739	Leaf spring
14	6645ER	Electronic controller K3 w/switch
15	6637	Internal cable w/ thermal cut-off (inc. w/pos. 17)
16	6638	Internal cable - white
17	8048ER	Vac motor 1250 W includes motor mount, adaptor, internal cable w/thermal cut-off (pos. 15)
21	6679GS	Motor cover
22	6622GS	Plug surround
24	6680DR	Top casing K - red (25)
25	6625ER	Release clip w/screw
26	6444AM	Exhaust filter cover - red
27	60666WE	On/Off knob for K3 - white
28	6086ER	Casing clip
29	6623UL	Foam bumper - K Series
30	6047ER01	AIRBELT textile - dark gray (incl. pos. 31)
31	6048GS	AIRBELT clip
32	6627GS	Upholstery nozzle - K Series
33	1092GS	Crevice nozzle
34	6349AM	7' hose w/couplings & handle K3
36	6777CA	Telescoping tube w/ brush adapter 6778AD (includes pos. 38&39)
37	6391DA	Parquet brush
38	6421GS	Slider button w/hardware (for 6270GS Telescopic tube only)
39	6420GS	Release button w/leaf spring & cap (for 6270GS Telescopic tube only)
40	1387GS	Dusting Brush
41	6694GS	Clip for dusting brush
42	6369G1	Mains cable
43	0105	Screw 3.9 x 19
44	6751GS	Castor for bottom casing

### #9688FC K3 Premium Onyx (Black) Machine Exceptions

24	6680SW	Top Casing, K - black (25)
26	6422AM	Exhaust filter cover - black
30	6047ER07	AIRBELT textile - silver/black (incl. pos. 31)

### #9689FC K3 Premium Volcano (Burgundy/Orange) Machine Exceptions

24	6680SR	Top Casing, K - volcano (25)
26	6439K3	Exhaust filter cover - volcano
27	6613VO	On/Off knob for K3 volcano
30	6047ER03	AIRBELT textile - volcano

# FELIX 1 PREMIUM

- #9806FC FELIX 1 Premium Ice Blue (White/Blue) - 12 inch
- #9807FC FELIX 1 Premium Onyx (Black/Silver) - 12 inch
- #9808FC FELIX 1 Premium White (White) - 12 inch
- #9809FC FELIX 1 Premium Rosso (Red) - 12 inch

## Bag Housing with Handle

### 9806FC Ice Blue (White/Blue) Machines

Pos.	Part #	Description
1	7078GS	Air duct
2	7064	Internal wiring harness ET
3	7071	Internal cable
4	01016	Screw STS 4x16 - T20
5	7056GS	Valve cover
6	7111ER	Printed circuit board 120V
7	7098	Sound insulation
8	1047	VAC motor seal
9	7009	Rubber mounting
10	7041ER	VAC motor - 1000 Watts
11	05140S	Carbon brush set
12	7143ER	Dust bag housing
13	7012ER	Motor Protection filter
13a	7185ER	Optional Anti-Odor Charcoal filter
14	7081ER	Handle tube
15	0127	Screw M 4x10K
16	7025	Valve disc
17	7028ER	Valve spring set (old & new)
18	7090GS	Hose duct
19	7027GS	Cable hook
20	7093WE	Cover, dust bag housing w/35&45 - white
21	01017	Screw STS 4x20 - T20
22	7029ER	Dust bag
23	7091WE	Filter cover - white
24	7095ER02	Exhaust filter
25	7017GS	Exhaust filter clamp - gray black
26	7159WESE	Lower housing - white
27	7145GS	Tube plug
28	7164WE	Handle complete w/screws - white
29	7127DG	Cable - dark gray
30	7038WE	Switch assembly, cpl. - white
31	7050SB	Hose cpl.
33	0103	Screw C3.9x16
35	7082WE	Handle release lever, cpl
36	7094ER	Filter Indicator, cpl.
37	7018OR	Retaining ring w/spring
38	7032ER	Switch lever, cpl.
39	7260GS	Kombi nozzle (Incl. w/Kombi)
40	7248ER	Brush strip w/cap for Kombi
41	1491GS	Upholstery nozzle - gray black
42	1092GS	Crevice nozzle - gray black
43	7097WE	Double attachment clip - white
44	7200GS	Premium Parquet Brush (incl. w/Premium)
45	7207ER	Brush Strip Set (2 pcs. for 7200)
46	7212GS	Button cover for 7200
	7024ER	Cover latch spring

### 9807FC Onyx (Black/Silver) Machine Exceptions

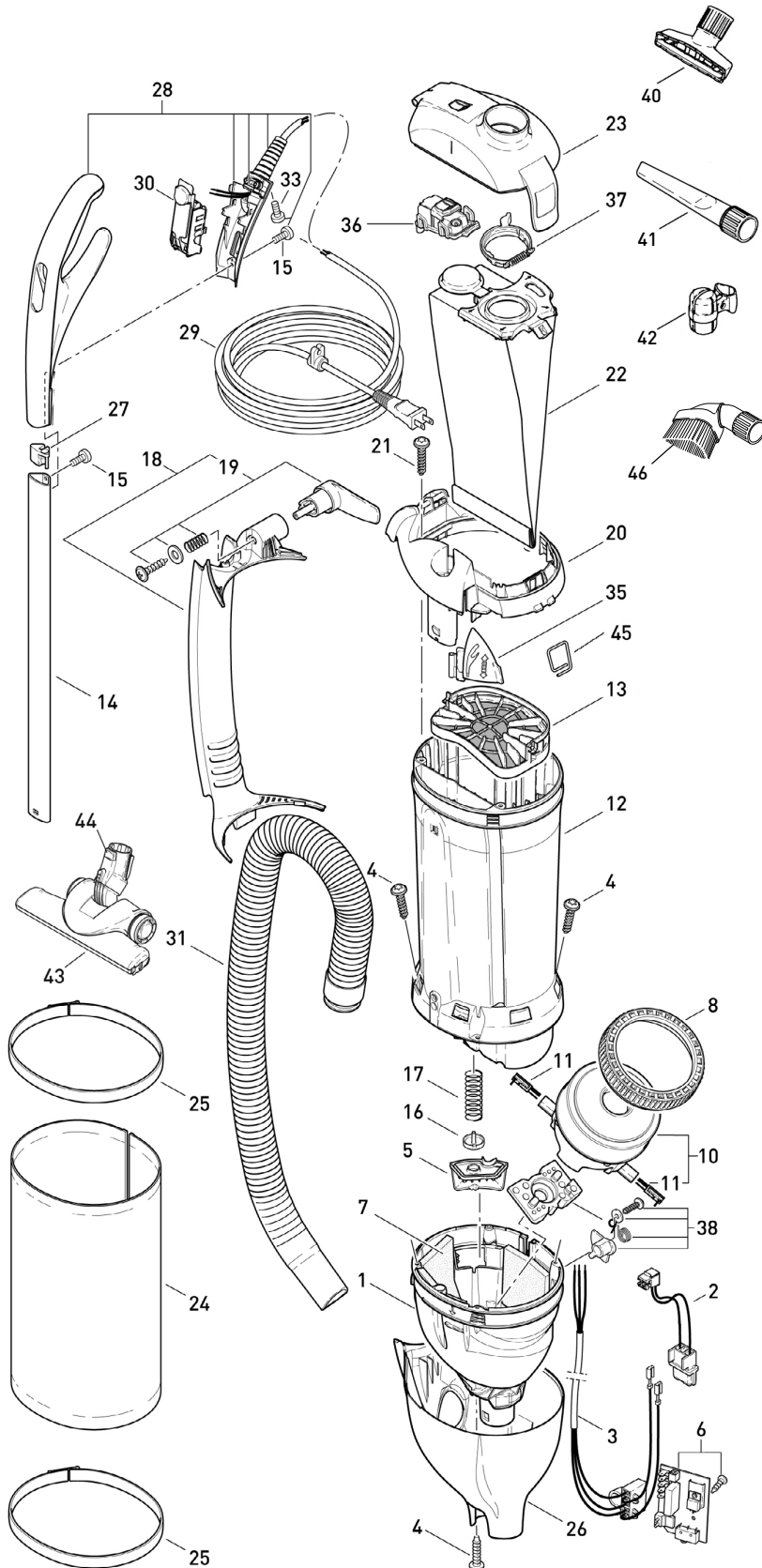
18	7090SW	Hose duct - black
19	7027SW	Cable hook
20	7093SW	Cover, dust bag housing w/35&45 - black
23	7091SW	Filter cover - black
24	7095ER04	Exhaust filter
25	7017SB1	Exhaust filter clamp - silver
26	7173SE	Lower housing - black
28	7164GSWS	Handle complete w/screws
30	7038SW	Switch assembly, cpl. - black
35	7082SW	Handle release lever, cpl
41	1092SW	Crevice nozzle - black
42	7097SW	Double attachment clip - black
46	1387GS	Dusting brush - gray black

### 9808FC White (White) Machine Exceptions

18	7090WE	Hose duct - white
19	7027WE	Cable hook - white
24	7095ER11	Exhaust filter
25	7017HG	Exhaust filter clamp - light gray
41	1092JE	Crevice nozzle - light gray
46	1387GS	Dusting brush - gray black

### 9809FC Rosso (Red) Machine Exceptions

18	7090DR	Hose duct
19	7027DR	Cable hook
20	7093DR	Cover, dust bag housing w/35&45 - red
23	7091DR	Filter cover - red
24	7095ER12	Exhaust filter
25	7017SB	Exhaust filter clamp - silver
26	7186SE	Lower housing - red
28	7164GS DR	Handle complete w/screws
30	7038DR	Switch assembly, cpl.
35	7082DR	Handle release lever, cpl
42	7097GS	Double attachment clip - gray black
46	1387GS	Dusting brush - gray black





# FELIX 4 KOMBI

#9824FC FELIX 4 KOMBI Ice Blue (White/Blue)  
 #9828FC FELIX 4 KOMBI Onyx (Black)  
 #9830FC FELIX 4 KOMBI Rosso (Red)

# Bag Housing with Handle

## #9824FC Ice Blue (White/Blue) Machines

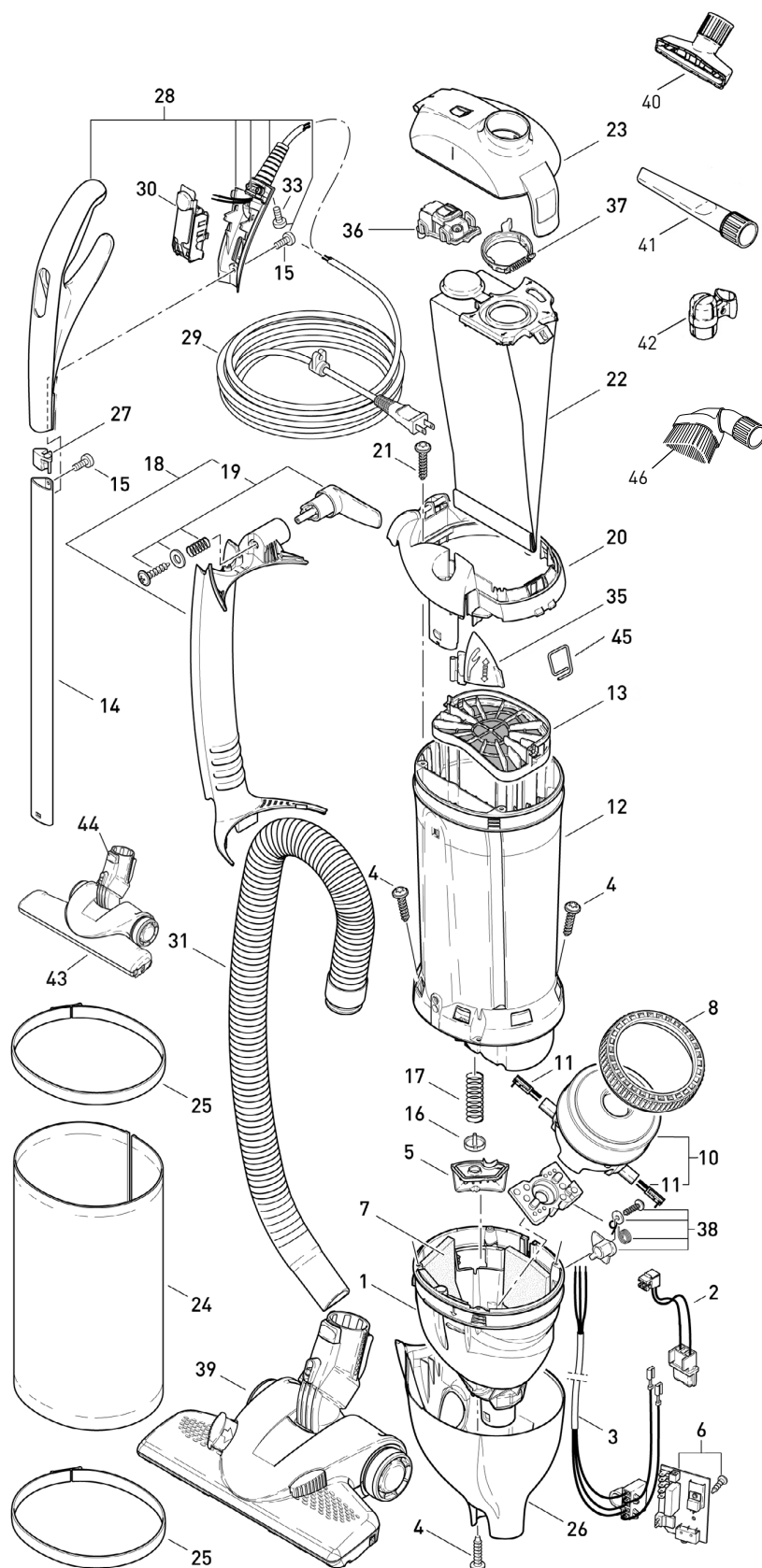
Pos.	Part #	Description
1	7078GS	Air duct
2	7084	Internal wiring harness ET
3	7071	Internal cable
4	01016	Screw STS 4x16 - T20
5	7056GS	Valve cover
6	7111ER	Printed circuit board 120V
7	7098	Sound insulation
8	1047	VAC motor seal
9	7009	Rubber mounting
10	7041ER	VAC motor 1000 Watts
11	05140S	Carbon brush set
12	7143ER	Dust bag housing
13	7012ER	Motor Protection filter
13a	7185ER	Optional Anti-Odor Charcoal filter
14	7081ER	Handle tube
15	0127	Screw M 4x10K
16	7025	Valve disc
17	7028ER	Valve spring set (old & new)
18	7090GS	Hose duct
19	7027GS	Cable hook
20	7093WE	Cover, dust bag housing w/35&45 - white
21	01017	Screw STS 4x20 - T20
22	7029ER	Dust bag
23	7091WE	Filter cover - white
24	7095ER02	Exhaust filter
25	7017GS	Exhaust filter clamp - gray black
26	7159WESE	Lower housing - white
27	7145GS	Tube plug
28	7164WE	Handle complete w/screws - white
29	7127DG	Cable - dark gray
30	7038WE	Switch assembly, cpl. - white
31	7050SB	Hose cpl.
33	0103	Screw C3.9x16
35	7082WE	Handle release lever, cpl
36	7094ER	Filter Indicator, cpl.
37	70180R	Retaining ring w/spring
38	7032ER	Switch lever, cpl.
39	7260GS	Kombi nozzle (Incl. w/Kombi)
40	7248ER	Brush strip w/cap for Kombi
41	1491GS	Upholstery nozzle - gray black
42	1092GS	Crevice nozzle - gray black
43	7097WE	Double attachment clip - white
44	7200GS	Premium Parquet Brush
45	7207ER	Brush Strip Set (2 pcs. for 7200)
46	7212GS	Button cover for 7200
47	7024ER	Cover latch spring

## #9828FC Onyx (Black/Silver) Machine Exceptions

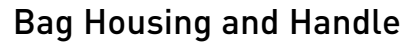
18	7090SW	Hose duct - black
19	7027SW	Cable hook
20	7093SW	Cover, dust bag housing w/35&45 - black
23	7091SW	Filter cover - black
24	7095ER04	Exhaust filter
25	7017SB1	Exhaust filter clamp - silver
26	7173SE	Lower housing - black
28	7164GSSW	Handle complete w/screws
30	7038SW	Switch assembly, cpl. - black
35	7082SW	Handle release lever, cpl
41	1092SW	Crevice nozzle - black
42	7097SW	Double attachment clip - black

## #9830FC Rosso (Red) Machine Exceptions

18	7090DR	Hose duct
19	7027DR	Cable hook
20	7093DR	Cover, dust bag housing w/35&45 - red
23	7091DR	Filter cover - red
24	7095ER12	Exhaust filter
25	7017SB	Exhaust filter clamp - silver
26	7173SE	Lower housing - red
28	7164GSSW	Handle complete w/screws
30	7038SW	Switch assembly, cpl.
35	7082SW	Handle release lever, cpl
41	1092SW	Crevice nozzle - black
42	7097SW	Double attachment clip - gray black



#9855FC DART Arctic White (White/Dark Blue)

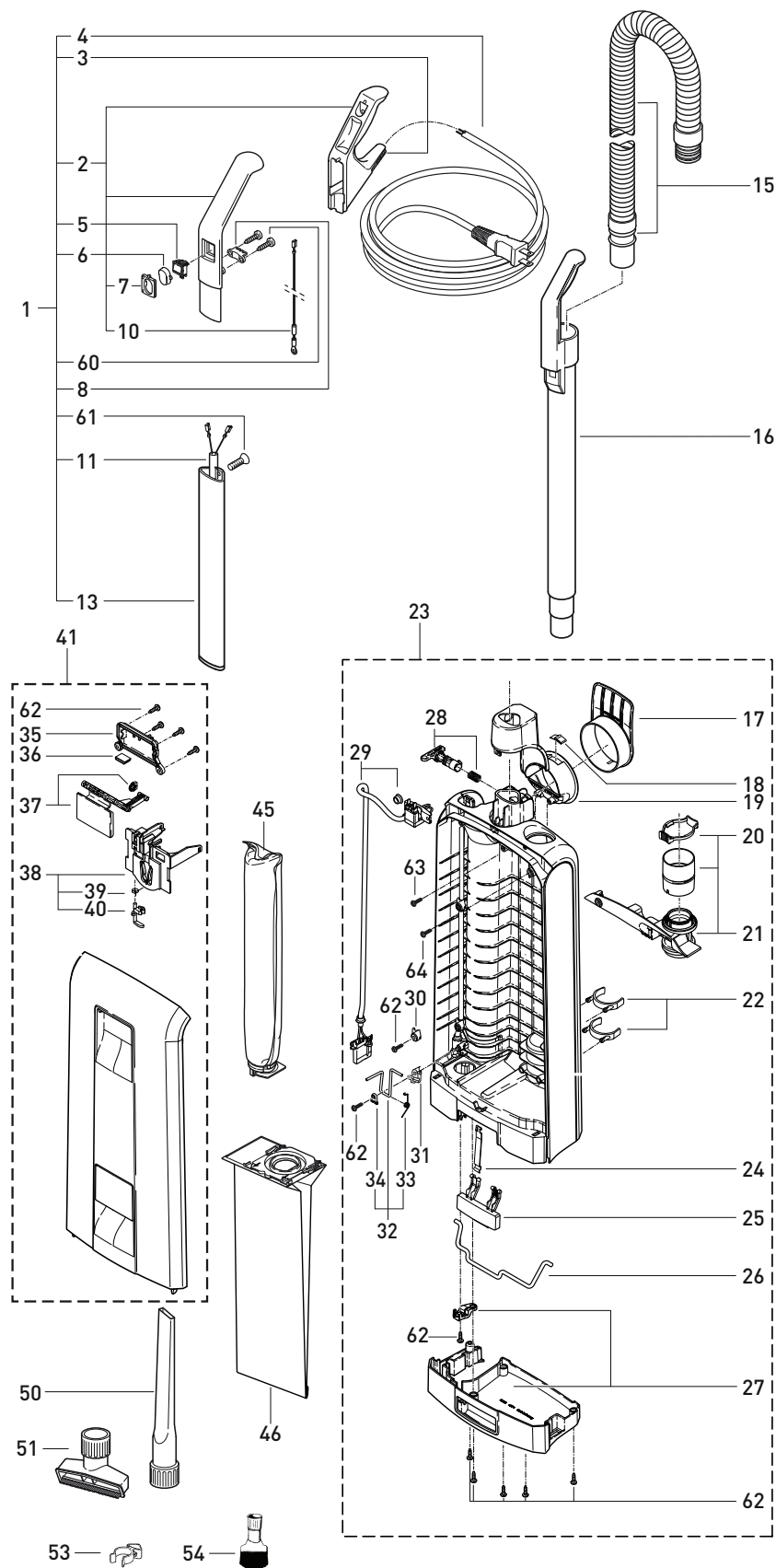


**9855FC DART Arctic White Machine (White/Dark Blue)**

Pos.	Part #	Description
1	7002GS	Air duct
2	7064	Internal wiring ET
3	7070	Internal cable
4	01016	Screw STS 4x16 - T20
5	7057HG	Valve cover
6	7102ER	Printed circuit board 120V
7	7098	Sound insulation
8	1047	VAC motor seal
9	7009	Motor mount
10	7041ER	VAC motor 1000 Watts
11	05140S	Carbon brush set
12	7143ER	Bag housing
13	7012ER	Motor Protection filter
13a	7185ER	Optional Anti-odor charcoal filter
14	7080ER	Handle tube
15	0127	Screw M 4x10K
16	7025	Valve disc
17	7028ER	Valve spring set
18	7090WE	Hose duct - arctic white
19	7027WE	Cable hook
20	7092WE	Cover, bag housing
21	01017	Screw STS 4x20 - T20
22	7029ER	Ultra filter bag
23	7091WE	Filter cover - white
24	7095ER08	Exhaust filter - marine blue
25	7017GS	Exhaust filter clamp - gray black
26	7167SE	Lower housing - arctic white
27	7076GS	Tube plug
28	7163WE	Handle complete w/screws
29	7127DG	Cable, two wire
30	7035GS	Sliding button
31	7178WE	Handle frame
32	05138	Rocker switch, 2-pol.
33	7050SB	Hose
35	01036	Screw 4 x 14
37	7094ER	Filter Indicator, cpl.
38	7018OR	Retaining ring w/spring
39	7142	Protection film
40	7024ER	Spring
41	1387GS	Dusting Brush
42	1092GS	Crevice nozzle
43	7097GS	Double attachment clip - gray black

# ESSENTIAL G4 SCHEMATIC AND PARTS LIST

#90406FC ESSENTIAL G4 - Light Gray/Gray Black



## Bag Housing and Handle

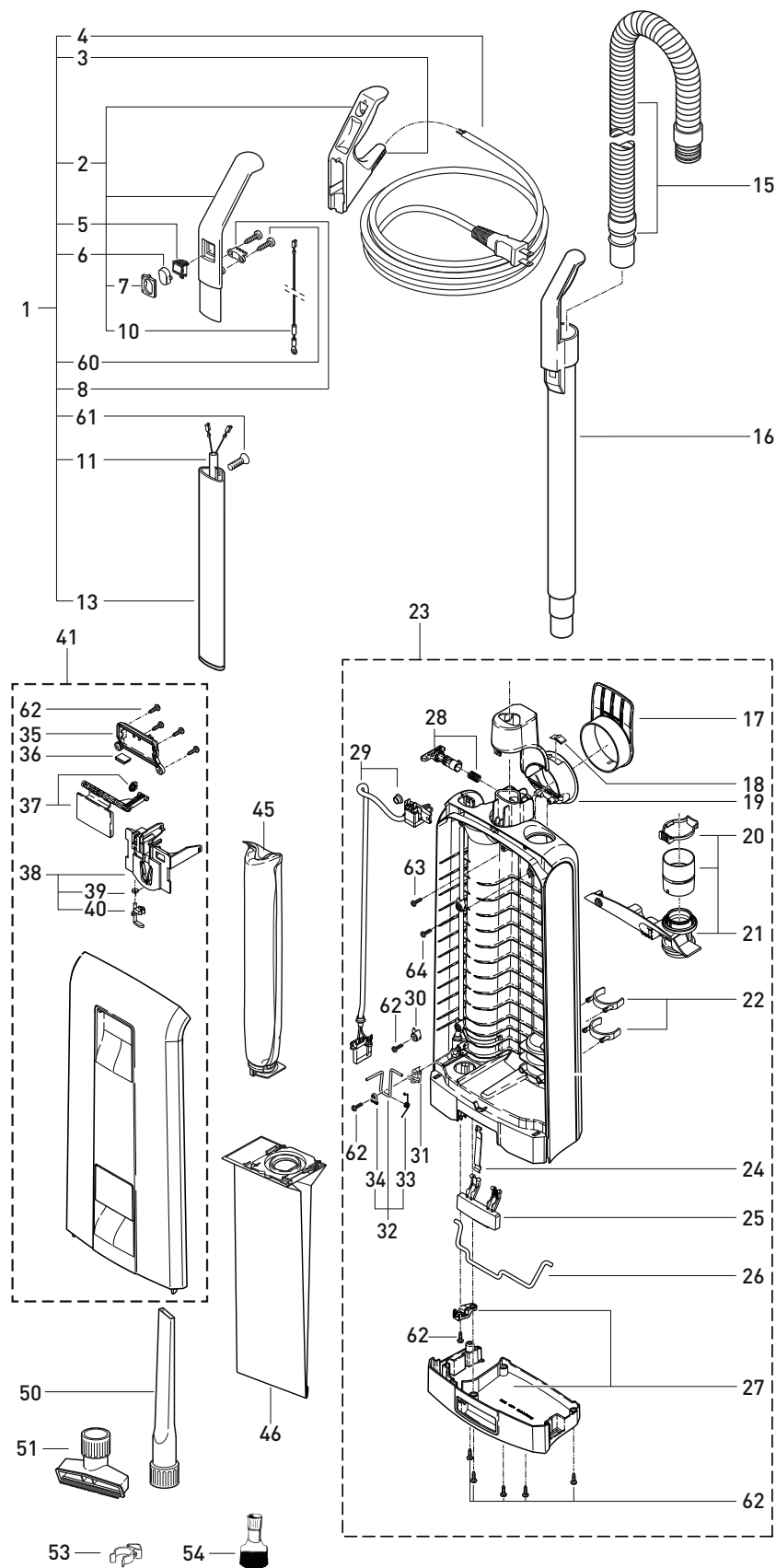
#90406FC ESSENTIAL G4  
Light Gray/Gray Black Machine

Pos.	Part #	Description
1	5632CA	Handle with cable, cpl., light gray/gray black
2	5297SE	Handle grip, light gray (incl. pos. 3, 7, 10)
3	5359GS	Grommet
4	5450DG	Power supply cord
5	05113	Switch
6	5160GS	Switch cap, gray black
7	5161HG	Switch cap holder, light gray
8	5162	Cable clamp
10	5253UL	Antistatic-wire
11	5298ER	Handle cable, 2-wire
13	5187	Handle tube
15	5040SB	Hose, cpl, silver
16	5045HG	Cleaning wand w/out hose, light gray
17	51108GS	Cable hook, light gray
18	5146	Stop spring
19	51109HG	Carrying handle, light gray
20	5424GS	Retaining ring
21	51115HG	Internal cover, cpl.
22	1823HG	Attachment clip, light gray
23	51150HG	Bag housing, cpl., light gray
24	5084	Spring for locking rod
25	51103GS	Bag housing locking catch, gray black
26	5083	Locking rod
27	51102HG	Bag housing bumper base, light gray
28	51110ER	Lock catch w/spring, gray black
29	51118ER	Internal cable
30	5164	Cable clamp
31	5266	Cable clamp
32	5208	Filter safety catch, cpl., incl. pos. 33+34
33	5210	Return spring
34	1073	Clamp
35	51159GS	Cover, gray black
36	5319	Bag holder spring
37	51153GS	Cover release, gray black
38	1847	Bag holder cpl., incl. pos. 39+40
39	5091	Safety catch spring
40	1817	Safety catch
41	51151HG	Front cover, cpl., light gray
45	5036ER	Pre-motor microfilter
46	5093N	Ultra filter bag
50	1092GS	Crevice nozzle, light gray
51	1491GS	Upholstery nozzle, light gray
53	5460GS	Mounting clip w/ screw, gray black
54	1387GS	Dusting brush, gray black
60	0103ER	Screw C3.9x15
61	0129ER	Screw M4x12
62	01036ER	AMTEC screw 4x13 Tx20
63	01036SW	AMTEC screw 4x13 Tx20, black
64	01047ER	AMTEC screw 3x12 Tx10, black



# ESSENTIAL G5 SCHEMATIC AND PARTS LIST

#90407FC ESSENTIAL G5 - Light Gray/Gray Black



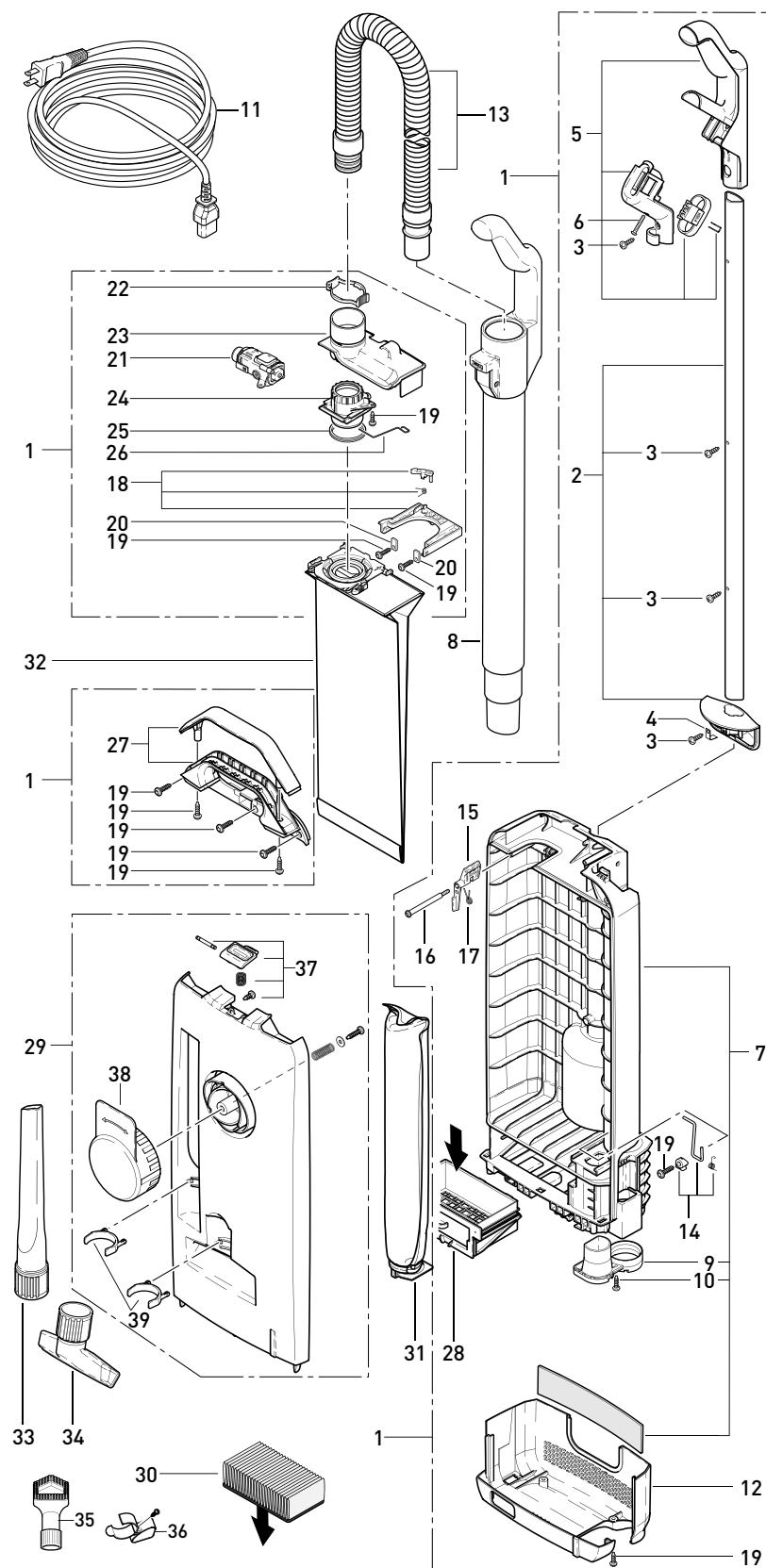
## Bag Housing and Handle

### #90407FC ESSENTIAL G5 Light Gray/Gray Black Machine

Pos.	Part #	Description
1	5632CA	Handle with cable, cpl., light gray/gray black
2	5297SE	Handle grip, light gray (incl. pos. 3, 7, 10)
3	5359GS	Grommet
4	5450DG	Power supply cord
5	05113	Switch
6	5160GS	Switch cap, gray black
7	5161HG	Switch cap holder, light gray
8	5162	Cable clamp
10	5253UL	Antistatic-wire
11	5298ER	Handle cable, 2-wire
13	5187	Handle tube
15	5040SB	Hose, cpl, silver
16	5045HG	Cleaning wand w/out hose, light gray
17	51108HG	Cable hook, light gray
18	5146	Stop spring
19	51109HG	Carrying handle, light gray
20	5424GS1	Retaining ring
21	51115HG	Internal cover, cpl.
22	1823HG	Attachment clip, light gray
23	51150HG	Bag housing, cpl., light gray
24	5084	Spring for locking rod
25	51103GS	Bag housing locking catch, gray black
26	5083	Locking rod
27	51102HG	Bag housing bumper base, light gray
28	51110ER	Lock catch w/spring, gray black
29	51118ER	Internal cable
30	5164	Cable clamp
31	5266	Cable clamp
32	5208	Filter safety catch, cpl., incl. pos. 33+34
33	5210	Return spring
34	1073	Clamp
35	51159GS	Cover, gray black
36	5319	Bag holder spring
37	51153GS	Cover release, gray black
38	1847	Bag holder cpl., incl. pos. 39+40
39	5091	Safety catch spring
40	1817	Safety catch
41	51151HG	Front cover, cpl., light gray
45	5036ER	Pre-motor microfilter
46	5093N	Ultra filter bag
50	1092GS	Crevice nozzle, light gray
51	1491GS	Upholstery nozzle, light gray
53	5460GS	Mounting clip w/ screw, gray black
54	1387GS	Dusting brush, gray black
60	0103ER	Screw C3.9x15
61	0129ER	Screw M4x12
62	01036ER	AMTEC screw 4x13 Tx20
63	01036SW	AMTEC screw 4x13 Tx20, black
64	01047ER	AMTEC screw 3x12 Tx10, black

# 300 MECHANICAL SCHEMATIC AND PARTS LIST

#91303FC 300 MECHANICAL



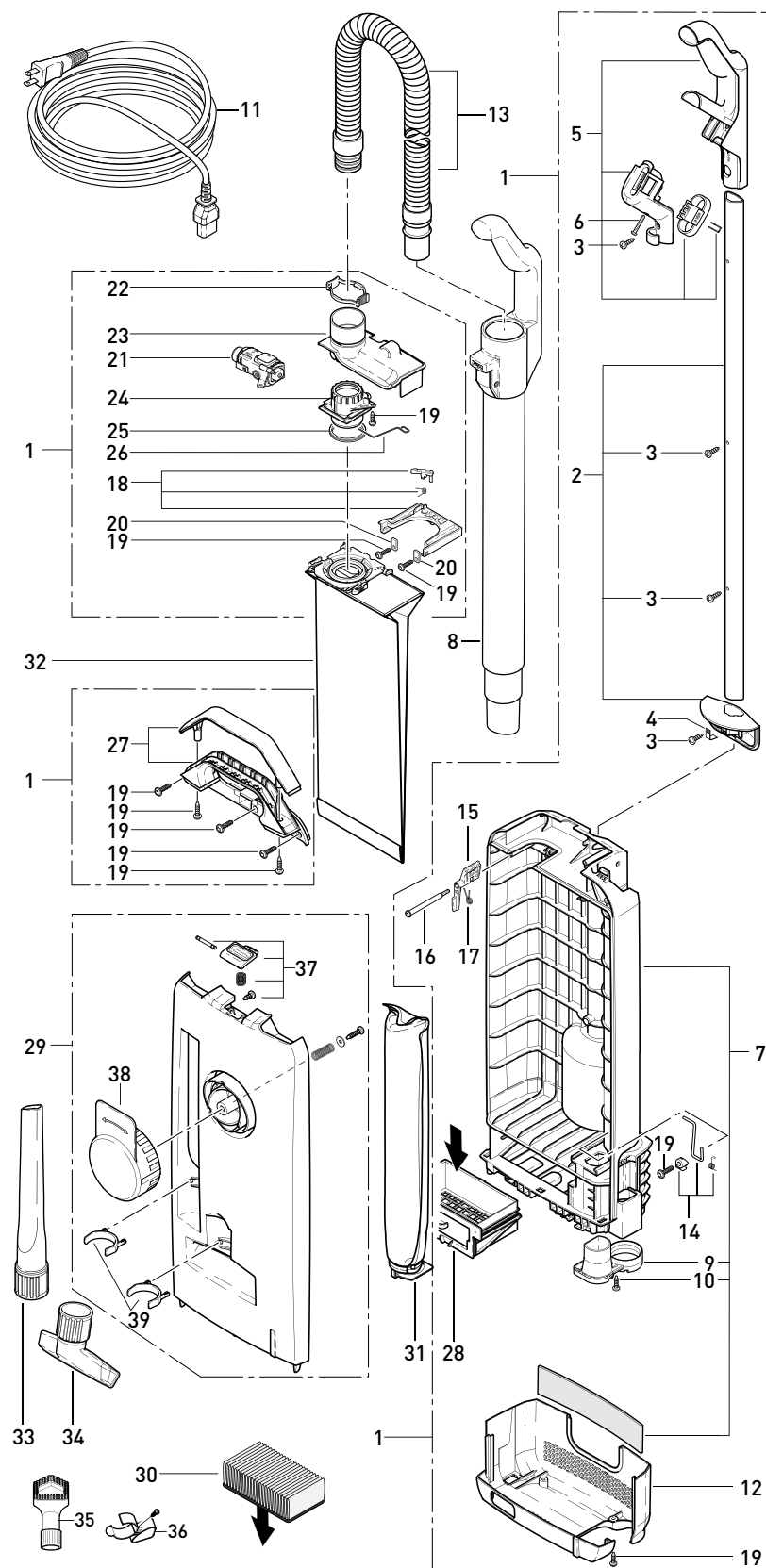
## Bag Housing and Handle

### #91303FC 300 Mechanical - Gray/black

Pos.	Part #	Description
1	50100SE	Bag housing cpl.
2	50145SE	Handle tube incl. tube cover
3	0127	Screw M4 x 10k, taptite
4	50147ER	Clamp
5	50214HGER	Handle cpl.
6	0104	Screw C3.9 x 25 DIN 7981
7	50200GS	Bag housing
8	50165HG	Cleaning wand
9	50105HG	Connection tube
10	0107	Screw C2.9 x 13
11	501843	Cable w/US-plug (gray/black) 13m
12	50118HG	Bag housing bumper base
13	5040SB	Hose cpl. (silver)
14	50205ER	Filter safety catch cpl.
15	501220R	Filter bag lever
16	50123ER	Axle
17	50124ER	Return spring
18	50125ER	Bag holder
19	01036	Screw 4 x 14
20	2014	Axle clamp
21	50209ER	Filter indicator
22	5424GS	Retaining ring
23	50130HG	Recessed grip
24	50131HG	Fitting
25	5289	Seal
26	50142ER	Anti-static wire
27	50143GSER	Carry handle
28	502160R	Box for exhaust filter
29	50215GS	Back cover
30	50170ER	Exhaust filter
30a	50169ER	Optional HEPA exhaust filter
31	5036ER	Pre-motor microfilter
32	5093ER	Ultra filter bag
33	1092JE	Crevice nozzle - light gray
34	1491JE	Upholstery nozzle
35	1387GS	Dusting brush
36	1081GS	Mounting clip w/screw for Mechanical
37	50221HGER	Locking latch cover, - light gray
38	50220HGER	Cable hook EV - light gray
39	1823HG	Attachment clip - light gray

# 350 MECHANICAL SCHEMATIC AND PARTS LIST

#91313FC 350 MECHANICAL



## Bag Housing and Handle

### #91313FC 350 Mechanical - Gray/black

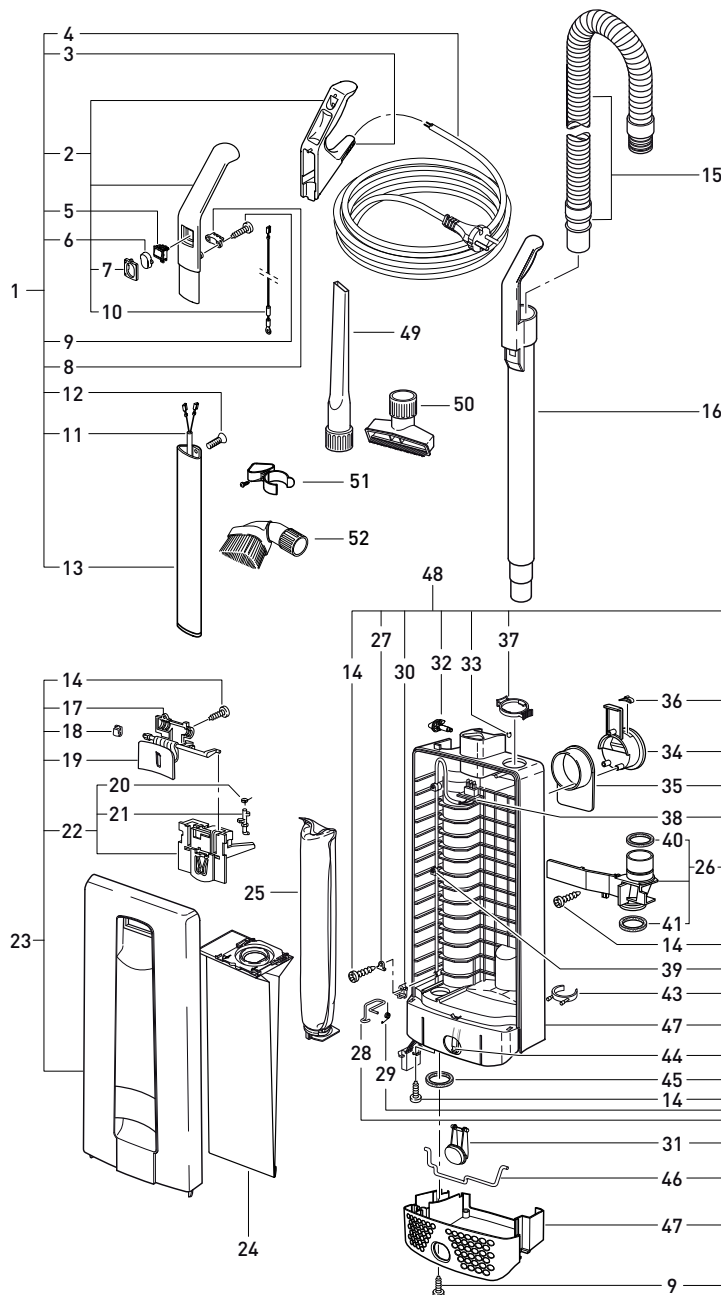
Pos.	Part #	Description
1	50100SE	Bag housing cpl.
2	50145SE	Handle tube incl. tube cover
3	0127	Screw M4 x 10k, taptite
4	50147ER	Clamp
5	50214HGER	Handle cpl.
6	0104	Screw C3.9 x 25 DIN 7981
7	50200GS	Bag housing
8	50165HG	Cleaning wand
9	50105HG	Connection tube
10	0107	Screw C2.9 x 13
11	501843	Cable w/US-plug (gray-black) 13m
12	50118HG	Bag housing bumper base
13	5040SB	Hose cpl. (silver)
14	50205ER	Filter safety catch cpl.
15	501220R	Filter bag lever
16	50123ER	Axle
17	50124ER	Return spring
18	50125ER	Bag holder
19	01036	Screw 4 x 14
20	2014	Axle clamp
21	50209ER	Filter indicator
22	5424GS1	Retaining ring
23	50130HG	Recessed grip
24	50131HG	Fitting
25	5289	Seal
26	50142ER	Anti-static wire
27	50143GSER	Carry handle
28	502160R	Box for exhaust filter
29	50215GS	Back cover
30	50170ER	Exhaust filter
30a	50169ER	Optional HEPA exhaust filter
31	5036ER	Pre-motor microfilter
32	5093ER	Ultra filter bag
33	1092JE	Crevice nozzle - light gray
34	1491JE	Upholstery nozzle
35	1387GS	Dusting brush
36	1081GS	Mounting clip w/screw for Mechanical
37	50221HGER	Locking latch cover - light gray
38	50220HGER	Cable hook EV - light gray
39	1823HG	Attachment clip - light gray



# AUTOMATIC X4 SCHEMATIC AND PARTS LIST

9570FC

AUTOMATIC X4 Arctic White



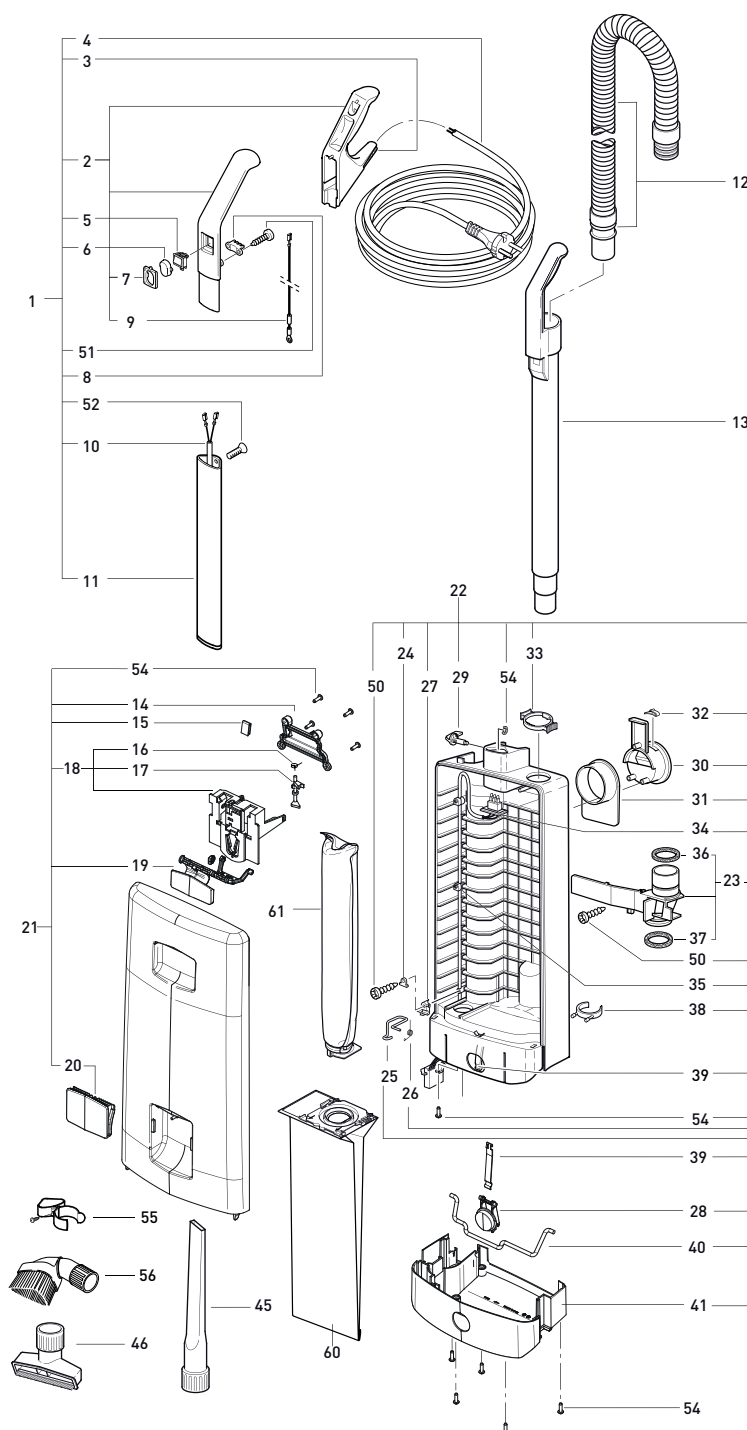
## Bag Housing and Handle

### #9570FC AUTOMATIC X4 - White/Gray

Pos.	Part #	Description
1	5642GS	Handle complete - gray black/white (incl. pos. 2 -13)
2	5297SE	Handle grip (incl. pos. 3, 7+10)
3	5359GS	Grommet
4	5450DG	Power supply cord
5	05113	Switch w/screws
6	5160WE	Switch cap - arctic white
7	5161GS	Switch cap holder
8	5162	Cable clamp
9	0103	Screw C 3.9x16 DIN 7981
10	5253UL	Wire-antistatic
11	5298ER	Handle cable
12	0129	Screw M 4x12 DIN 966
13	5187	Handle tube
14	0102	Screw F 3.9x13 DIN 7981
15	5040SB	Hose, cpl.
16	5045GS	Cleaning wand
17	5707WE	Cover - arctic white
18	5319	Bag holder spring
19	5706GS	Cover release - gray black
20	5091	Safety catch spring
21	5360	Safety catch
22	5324	Bag holder cpl. (incl. pos. 20+21)
23	50750SE	Front cover complete (14, 17-22) - arctic white/gray black
	5454	Front cover seal
24	5093N	Ultra filter bag pack
25	5036ER	Pre-motor microfilter
26	5380GS	Internal cover cpl. (incl. pos. 40+41)
27	1073	Clamp
28	5208	Filter safety catch
29	5210	Return spring
30	5164	Cable clamp
31	5722GS	Bag housing locking catch - gray black
32	1859GS	Handle catch - gray black
33	0161	Clip 4, DIN 6799
34	5721WE	Carrying handle - white
35	5703WE	Cable hook - white
36	5146	Stop spring
37	5424GS	Retaining ring
38	5299ER	Internal cable
39	5266	Cable clamp
40	5842	Seal
41	5289	Seal
43	1823GS	Attachment clip - gray black
44	5084	Spring for locking rod
45	5163	Seal
46	5083	Locking rod
47	5702WE	Bag housing bumper base - white
48	5755WE	Bag housing, cpl. - arctic white/gray black (incl. pos. 9, 14, 26-47)
49	1092GS	Crevice nozzle
50	1491GS	Upholstery nozzle
51	5460GS	Mounting clip with screw
52	1387GS	Dusting brush

# AUTOMATIC X7 SCHEMATIC AND PARTS LIST

#91503FC AUTOMATIC X7 Red (dark red/silver)



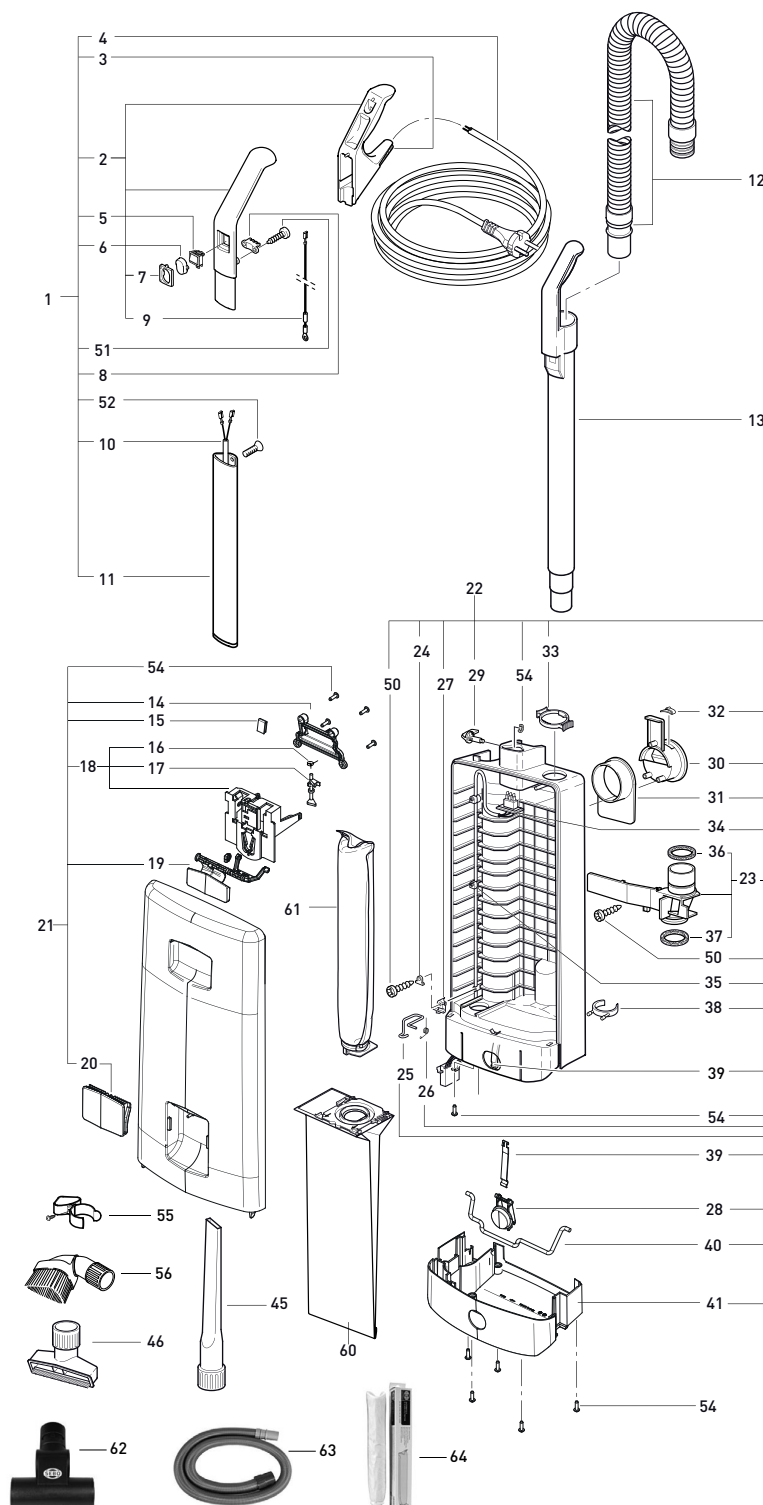
## Bag Housing and Handle

### #91503FC X7 Red Machine

Pos.	Part #	Description
1	5642GS	Handle cpl., gray black/dark red
2	5297SE	Handle grip, gray black, incl. pos. 7+9
3	5359GS	Grommet
4	5450DG	Power supply cord
5	05113	Switch w/screws
6	5160SB	Switch cap, silver
7	5161GS	Switch cap holder, gray black
8	5162	Cable clamp
9	5253UL	Wire-antistatic
10	5216ER	Handle cable
11	5187	Handle tube X
12	5040SB	Hose X, cpl., silver
13	5045GS	Cleaning wand, gray black
14	51059GS	Cover, gray black
15	5319	Bag holder spring
16	5091	Safety catch spring
17	5360	Safety catch
18	5324	Bag holder cpl., incl. pos. 16+17
19	51053SB	Cover release, silver
20	51052SE	Handle cover, silver
21	51051DRSB	Front cover cpl., dark red
22	51050DRUL	Bag housing cpl., dark red/gray black
23	5380GS	Internal cover cpl., gray black incl. pos. 40+41
24	1073	Clamp
25	5208	Filter safety catch
26	5210	Return spring
27	5164	Cable clamp
28	51003SB	Bag housing locking catch, silver
29	1859SB	Handle catch, silver
30	5721DR	Carrying handle, dark red
31	5703DR	Cable hook, dark red
32	5146	Stop spring
33	5424GS	Retaining ring, silver
34	5217ER	Internal cable
35	5266	Cable clamp
36	5842	Seal
37	5289	Seal
38	1823GS	Attachment clip, gray black
39	5084	Spring for locking rod
40	5083	Locking rod
41	51002GS	Bag housing bumper base, gray black
45	1092GS	Crevice nozzle, gray black
46	1491GS	Upholstery nozzle
50	0102ER	Screw F 3.9x13 DIN 7981
51	0103ER	Screw C 3.9x16 DIN 7981
52	0129ER	Screw M 4x12
53	0161ER	Clip 4, DIN 6799
54	01036ER	Screw 4x14, Torx 20
55	5460GS	Mounting clip with screw
56	1387GS	Dusting brush
60	5093N	Ultra filter bag pack
61	5036ER	Pre-motor microfilter

# AUTOMATIC X7 PREMIUM SCHEMATIC AND PARTS LIST

#91543FC AUTOMATIC X7 Premium Graphite (gray black/silver)  
 #91540FC AUTOMATIC X7 Premium PET Black (black/silver)



## Bag Housing and Handle

### #91543AM X7 Premium Graphite Machine

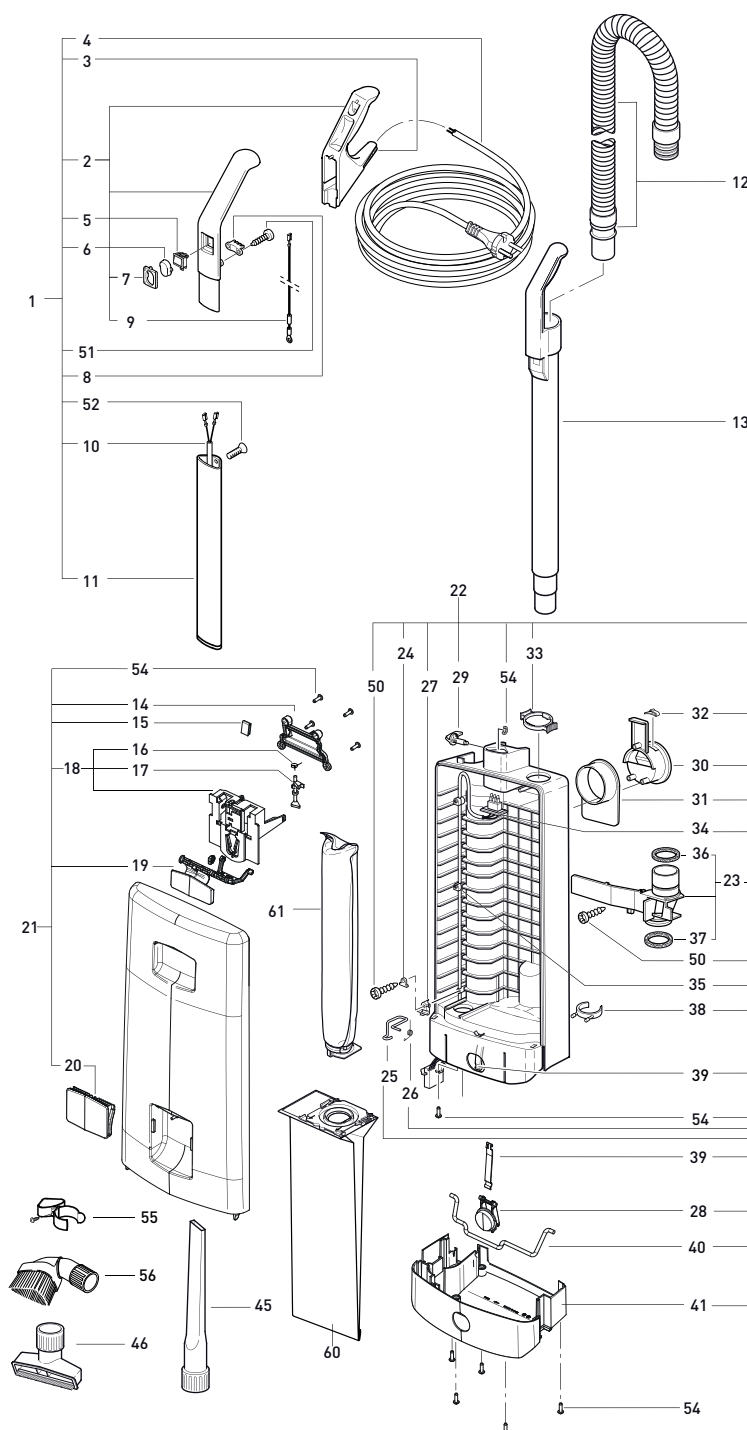
Pos.	Part #	Description
1	5642GS	Handle complete, gray black/white
2	5297SE	Handle grip, gray black, incl. pos. 7+9
3	5359GS	Grommet
4	5450DG	Power supply cord
5	05113	Switch w/screws
6	5160SB	Switch cap, silver
7	5161GS	Switch cap holder, gray black
8	5162	Cable clamp
9	5253UL	Wire-antistatic
10	5216ER	Handle cable
11	5187	Handle tube X
12	5040SB	Hose X, cpl., silver
13	5045GS	Cleaning wand, gray black
14	51059GS	Cover, gray black
15	5319	Bag holder spring
16	5091	Safety catch spring
17	5360	Safety catch
18	5324	Bag holder cpl., incl. pos. 16+17
19	51053SB	Cover release, silver
20	51052SE	Handle cover, silver
21	51051GSSB	Front cover complete, gray black
22	51050GSUL	Bag housing X, cpl., gray black
23	5380GS	Internal cover cpl., gray black incl. pos. 40+41
24	1073	Clamp
25	5208	Filter safety catch
26	5210	Return spring
27	5164	Cable clamp
28	51003SB	Bag housing locking catch, silver
29	1859SB	Handle catch, silver
30	5721GS	Carrying handle, gray black
31	5703GS	Cable hook, gray black
32	5146	Stop spring
33	5424SB1	Retaining ring, silver
34	5217ER	Internal cable
35	5266	Cable clamp
36	5842	Seal
37	5289	Seal
38	1823GS	Attachment clip, gray black
39	5084	Spring for locking rod
40	5083	Locking rod
41	51002GS	Bag housing bumper base, gray
42	1092GS	Crevice nozzle, gray black
43	1491GS	Upholstery nozzle
44	0102ER	Screw F 3.9x13 DIN 7981
45	0103ER	Screw C 3.9x16 DIN 7981
46	0129ER	Screw M 4x12
47	0161ER	Clip 4, DIN 6799
48	01036ER	Screw 4x14, Torx 20
49	5460GS	Mounting clip with screw
50	1387GS	Dusting brush
51	5093N	Ultra filter bag pack
52	5036ER	Pre-motor microfilter

### #91540FC X7 Premium PET - Black Machine Exceptions

1	5640AM	Handle complete, black/silver
2	5295AM	Handle grip black, incl. pos. 7+9
3	5359SW	Grommet, black
6	5160SB	Switch cap, silver
7	5161SW	Switch cap holder, black
13	5045SW	Cleaning wand, black
21	51051SWSB	Front cover cpl., black
22	51050SWUL	Bag housing X cpl., black
23	5380SW	Internal cover, incl. pos. 40+41
30	5721SW	Carrying handle, black
31	5703SW	Cable hook, black
38	1823SW	Attachment clip, black
41	51002SW	Bag housing bumper base, black
45	1092SW	Crevice nozzle, black
46	1491SW	Upholstery nozzle, black
62	6179ER	Hand-held turbo brush
63	1495ER	Extension hose
64	5425	Anti-odor charcoal microfilter

# AUTOMATIC X8 SCHEMATIC AND PARTS LIST

#91566FC AUTOMATIC X8 Blue (dark blue/silver)



## Bag Housing and Handle

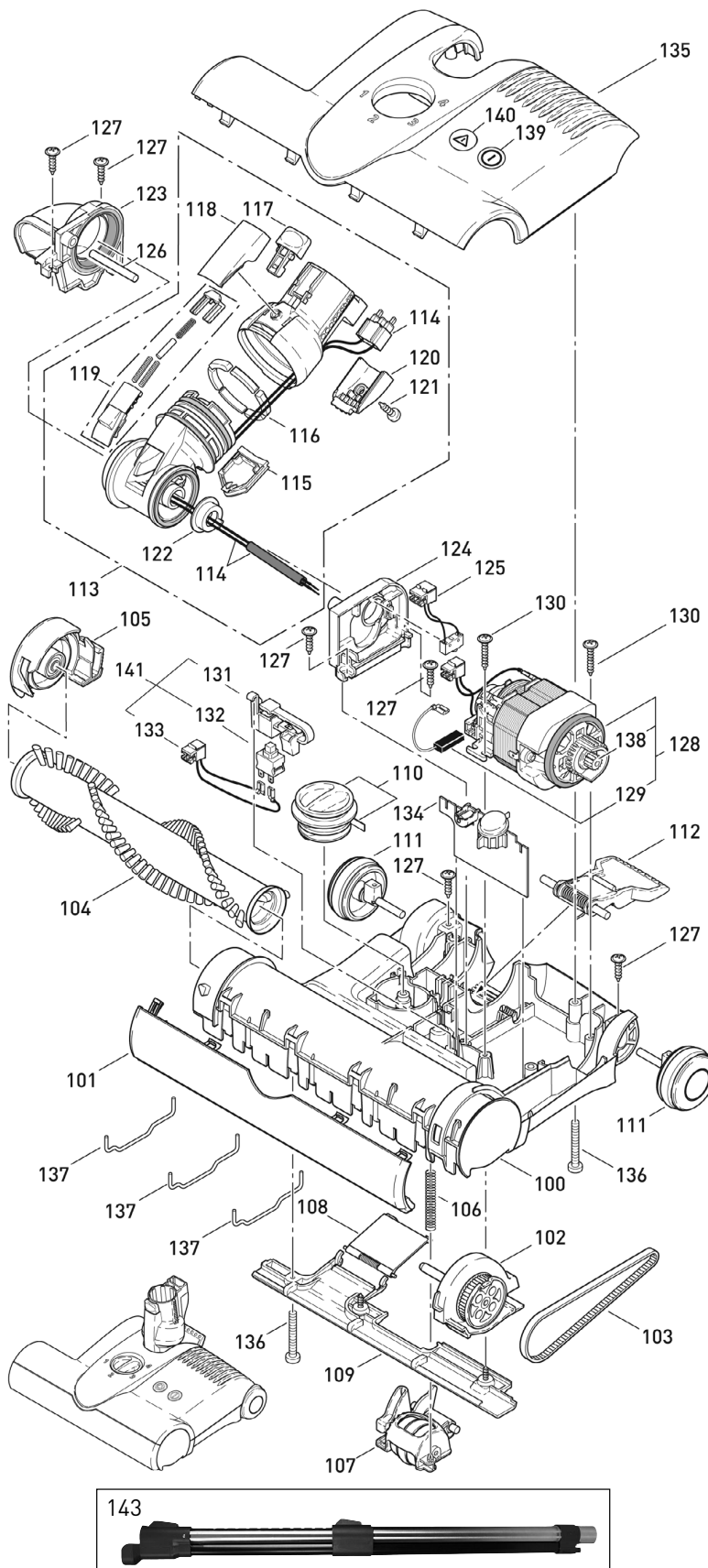
### #91566FC X8 Blue Machine Exceptions

Pos.	Part #	Description
1	5642GS	Handle complete, gray black/silver
2	5297SE	Handle grip, gray black, incl. pos. 7+9
3	5359GS	Grommet
4	5450DG	Power supply cord
5	05113	Switch w/screws
6	5160SB	Switch cap, silver
7	5161GS	Switch cap holder, gray black
8	5162	Cable clamp
9	5253UL	Wire-antistatic
10	5216ER	Handle cable
11	5187	Handle tube X
12	5040SB	Hose X, cpl., silver
13	5045GS	Cleaning wand, gray black
14	51059GS	Cover, gray black
15	5319	Bag holder spring
16	5091	Safety catch spring
17	5360	Safety catch
18	5324	Bag holder cpl., incl. pos. 16+17
19	51053SB	Cover release, silver
20	51052SE	Handle cover, silver
21	51051DBSB	Front cover cpl., dark blue
22	51050DBUL	Bag housing cpl., dark blue
23	5380GS	Internal cover cpl., gray black incl. pos. 40+41
24	1073	Clamp
25	5208	Filter safety catch
26	5210	Return spring
27	5164	Cable clamp
28	51003SB	Bag housing locking catch, silver
29	1859SB	Handle catch, silver
30	5721DB	Carrying handle, dark blue
31	5703DB	Cable hook, dark blue
32	5146	Stop spring
33	5424GS	Retaining ring, silver
34	5217ER	Internal cable
35	5266	Cable clamp
36	5842	Seal
37	5289	Seal
38	1823GS	Attachment clip, gray black
39	5084	Spring for locking rod
40	5083	Locking rod
41	51002DB	Bag housing bumper base, dark blue
45	1092GS	Crevice nozzle, gray black
46	1491GS	Upholstery nozzle
50	0102ER	Screw F 3.9x13 DIN 7981
51	0103ER	Screw C 3.9x16 DIN 7981
52	0129ER	Screw M 4x12
53	0161ER	Clip 4, DIN 6799
54	01036ER	Screw 4x14, Torx 20
55	5460GS	Mounting clip with screw
56	1387GS	Dusting brush
60	5093N	Ultra filter bag pack
61	5036ER	Pre-motor microfilter



# ET-1 POWER HEAD SCHEMATIC AND PARTS LIST

#9258FC ET-1 - Arctic White  
 #9299FC ET-1 - Red  
 #9951FC ET-1 - Onyx (Black)



## ET-1: 12 inches

### #9258FC ET-1 Arctic White Power Head

Pos.	Part #	Description
100	2324GS	Chassis ET-1
101	2302GS	Bumper, cpl.
102	2314GS	Bearing block, left cpl.
103	2923	Belt 333 3M HTDII-6
104	5010ER	Brush roller, cpl.
105	2313GS	Bearing block, right cpl.
106	2929	Spring
107	2316GS	Pile adjustment assembly, cpl.
108	2909VO	Access door w/axle & spring
109	2304GS	Rear bottom plate, cpl.
110	2931GS	Pile adjustment knob
111	2306GS	Wheel, cpl.
112	2937OR	Foot pedal w/axle & spring
113	2307GS	Swivel neck assembly, cpl.
114	0876ER	Wiring for swivel neck
115	2947GS	Cover, TS-neck
116	2950ER	Segments, metal (6 pc. set)
117	1737GS	Release button/w leaf spring
118	2952GS	Button cover
119	2945GS	Swivel neck slide
120	2951GS	Socket cover
121	01027	Screw F 3.9x9.5
122	2954	Swivel neck bearing
123	2311	Swivel neck support, right
124	2312	Swivel neck support, left
125	0880	Wiring swivel neck switch
126	2928	Axle
127	01021	Screw F 3.9x13
128	2973ER	Brush motor, 175W w/pulley (129 & 138))
129	05141S	Carbon brush set
130	01020	Screw F 3.9x21
131	2958ER	Lever w/leaf spring
132	05114	Single pole switch
133	0881	Wire
134	2684ER	Printed circuit board
135	2326WEET	Power head cover ET-1, White
136	0176TER	Screw AM 4x30
137	5402	Wire tire
138	2319	Motor pulley
139	2957	On/off button/lens
140	2956	Brush light lens
141	2959ER	Switch assembly cpl. (131-133)
143	6272CA	Central vacuum telescopic wand

### #9299FC ET-1 Red Power Head Exceptions

135 2326DRET Power head cover ET-1, Red

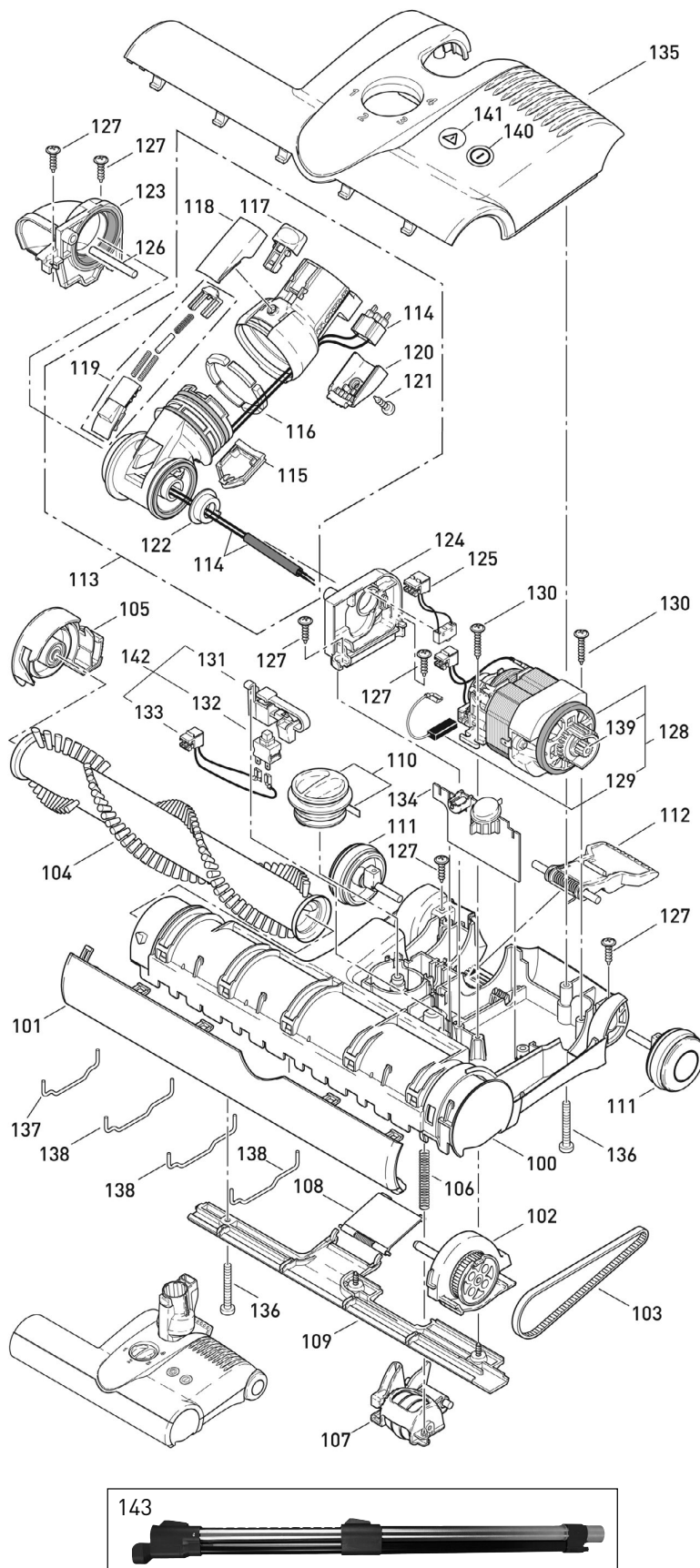
### #9951FC ET-1 Onyx (Black) Power Head Exceptions

110 2931SB Pile adjustment knob  
 135 2326SWET Power head cover ET-1, black

# ET-2 POWER HEAD SCHEMATIC AND PARTS LIST

#9259FC ET-2 - Arctic White  
#9250FC ET-2 - Red

#9958FC ET-2 - Onyx (Black)



## ET-2: 15 inches

### #9259FC ET-2 Arctic White Power Head

Pos.	Part #	Description
100	2325GS	Chassis ET-2
101	2303GS	Bumper, cpl.
102	2314GS	Bearing block, left cpl.
103	2923	Belt 333 3M HTDII-6
104	2838ER	Brush roller, cpl.
105	2313GS	Bearing block, right cpl.
106	2929	Spring
107	2316GS	Pile adjustment assembly, cpl.
108	2909V0	Access door w/axle & spring
109	2305GS	Rear bottom plate, cpl.
110	2931GS	Pile adjustment knob
111	2306GS	Wheel, cpl.
112	29370R	Foot pedal w/axle & spring
113	2307GS	Swivel neck assembly, cpl.
114	0876ER	Wiring for swivel neck
115	2947GS	Cover, TS-neck
116	2950ER	Segments, metal (6 pc. set)
117	1737GS	Release button w/leaf spring
118	2952GS	Button cover
119	2945GS	Swivel neck slide
120	2951GS	Socket cover
121	01027	Screw F 3.9x9.5
122	2954	Swivel neck bearing
123	2311	Swivel neck support, right
124	2312	Swivel neck support, left
125	0880	Wiring swivel neck switch
126	2928	Axle
127	01021	Screw F 3.9x13
128	2974ER	Brush motor, 200W w/pulley (129 & 139))
129	05141S	Carbon brush set
130	01020	Screw F 3.9x21
131	2958ER	Lever w/leaf spring
132	05114	Single pole switch
133	0881	Wire
134	2689ER	Printed circuit board
135	2341WEET	Power head cover ET-2, White
136	0176TL	Screw AM 4x30
137	5401	Wire tire - outer
138	5402	Wire tire - inner
139	2319	Motor pulley
140	2957	On/off button/lens
141	2956	Brush light lens
142	2959ER	Switch assembly cpl. (131-133)
143	6272CA	Central vacuum telescopic wand

### #9250FC ET-2 Red Power Head Exceptions

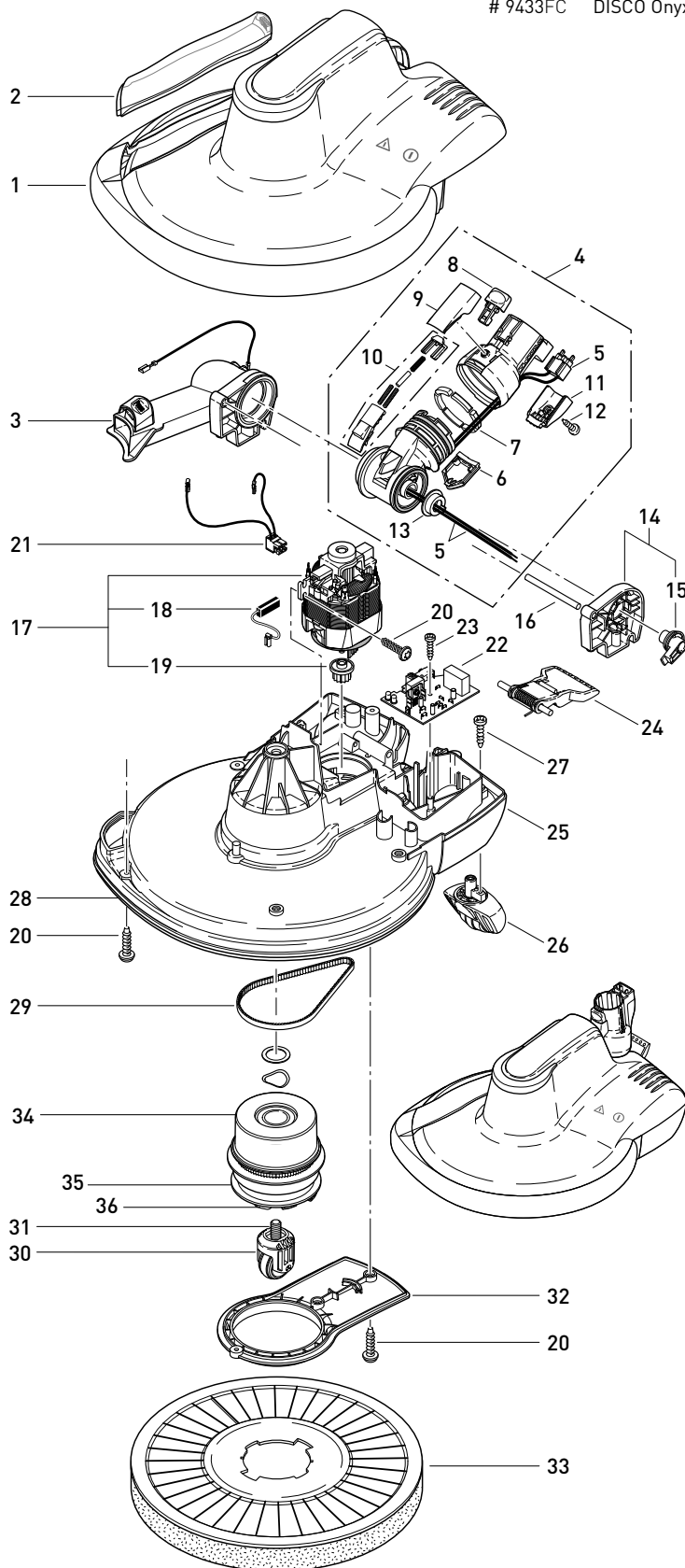
135	2341DRET	Power head cover ET-2, Red
-----	----------	----------------------------

### #9958FC ET-2 Onyx (Black) Power Head Exceptions

110	2931SB	Pile adjustment knob - silver
135	2341SWET	Power head cover ET-2, Black

# DISCO FLOOR POLISHER POWER HEAD

# 9433FC DISCO Onyx



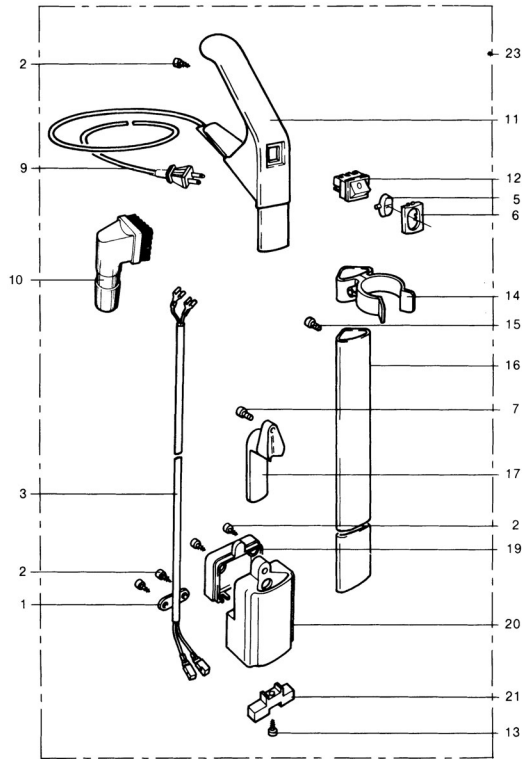
## Power Head

### 9433FC DISCO Onyx Machine (Black)

Pos.	Part #	Description
1	3204SWSE1	Power head cover - black
2	3205TG	Suction duct access cover
3	3258DG	Swivel neck support
4	3226DG	Turning swivel neck
5	0876ER	Wiring for swivel neck
6	2947GS	Cover
7	2950ER	Bearing segments
8	1737GS	Release button w/leaf spring
9	2952GS	Button cover, TS-neck
10	2945GS	Swivel neck slide
11	2951GS	Socket cover, TS-neck
12	01027	Screw F 3.9x9.5 DIN 7981
13	2954	Swivel neck bearing
14	3257ER	Swivel neck support LH
15	3238	Switch lever
16	2938ER	Axle
17	3252ER	Motor 120V (incl pos.18)
18	05141S	Carbon brush set
19	3222	Motor pulley
20	01016	Screw 4x16 T20
21	3245	Internal cable
22	3242ER	Printed circuit board 120V
23	01029	Screw C 2.9x13
24	29370R	Foot pedal
25	3201DG	Chassis HSB - dark gray
26	3254DG	Rear Castor
27	0102	Screw 3.9x13
28	3268ER	Sealing strip
29	3221	Drive belt
30	3220ER	Center castor
31	01033	Screw M 10x25
32	3202DG	Belt drive cover
33	3230ER00	SEBO floor pad - blue
34	3250ER	Centrifuge
35	3219	Seal
36	3281ER	Pad retainer

# DUO BRUSH MACHINE

#9801AM DUO Brush Machine - Light Gray



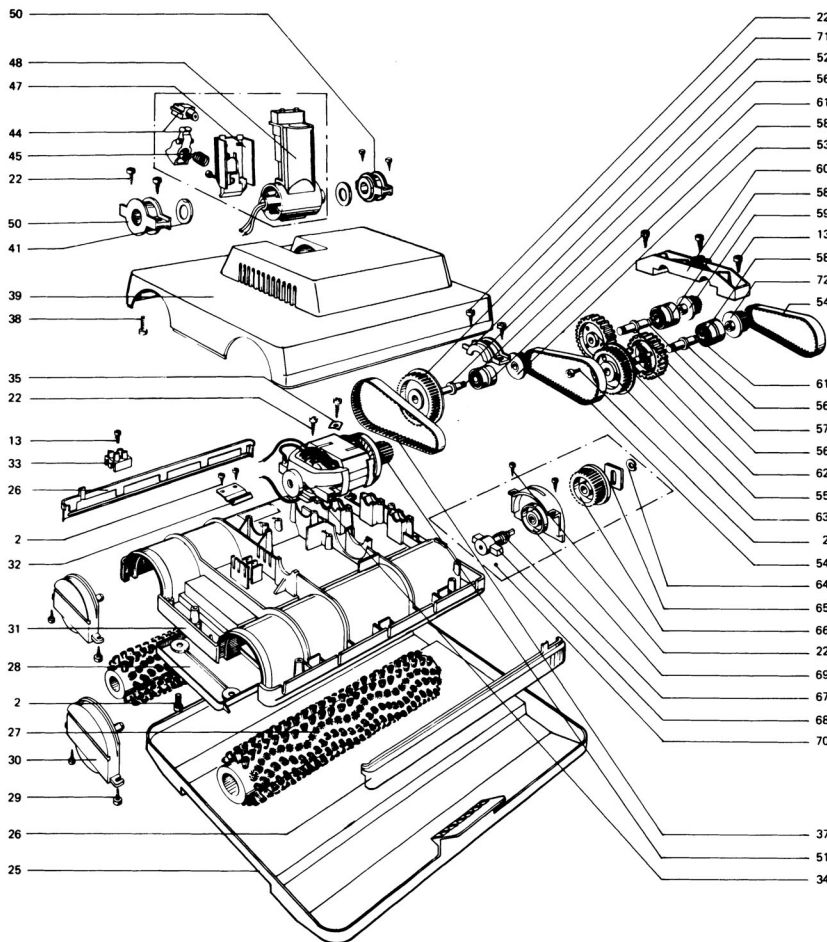
## Handle Assembly

### 9401AM Duo Machine

- |    |         |   |
|----|---------|---|
| 1  | 1030 UL | Cable clamp                                       |
| 2  | 0106    | Screw 3.9 x 13 A2                                 |
| 3  | 3125    | Handle cable                                      |
| 5  | 3137GS  | Switch cap  |
| 6  | 3136HG  | Switch cap holder                                 |
| 7  | 0127    | Screw taptite M4 x 10                             |
| 9  | 5433DG  | Cable - dark gray                                 |
| 10 | 3055HG  | Spot cleaning brush                               |
| 11 | 3142HG  | Handle grip                                       |
| 12 | 005113  | Rocker switch (incl. pos. 5-6)                    |
| 13 | 0105    | Screw 3.9 x 19                                    |
| 14 | 5352HG  | Clamp   |
| 15 | 0129    | Screw taptite M4 x 12                             |
| 16 | 3115    | Handle tube available only as part of position 23 |
| 17 | 3118HG  | Cable hook  |
| 19 | 3027HG  | Handle connector cover                            |
| 20 | 3113HG  | Handle connector                                  |
| 21 | 1020UL  | Contact cover                                     |
| 22 | 0103    | Screw 3.9 x 16                                    |
| 23 | 3122/H  | Handle cpl. (incl. pos. 1-21)                     |

## Power Head

- |    |        |                            |
|----|--------|----------------------------|
| 22 | 0103   | Screw 3.9 x 16             |
| 25 | 3033HG | Storage tray               |
| 26 | 2007MG | Bumper                     |
| 27 | 3005ER | Brush roller               |
|    | 3005W  | Soft brush roller          |
| 28 | 3002SW | Base plate                 |
| 29 | 0112   | Screw M4 x 10 A2           |
| 30 | 3010HG | Bearing block RH           |
| 31 | 3001HG | Brush housing              |
| 32 | 3032   | Handle stop spring block   |
| 33 | 0502   | Terminal block             |
| 34 | 3049ER | Motor 120 V                |
|    | 05084S | Carbon brush set           |
| 35 | 0141   | Locking washer             |
| 37 | 3038   | Drive belt                 |
| 38 | 0176TL | Screw AM4 x 30 A2 DIN 7985 |
| 39 | 3004SE | Cover                      |
| 41 | 0149   | Spacer washer              |
| 44 | 2438HG | Plunger button, complete   |
| 45 | 2423   | Spring                     |
| 47 | 2022HG | Swivel neck cover          |
| 48 | 3123HG | Swivel neck                |
| 50 | 3051   | Swivel neck support        |
| 51 | 3014   | Motor pulley               |
| 52 | 3030   | Clamp                      |
| 53 | 3013   | Pulley                     |
| 54 | 3042   | Drive belt                 |
| 55 | 3022   | Gear wheel LH thread       |
| 56 | 3036   | Spacer                     |
| 57 | 3037   | Shaft LH thread            |
| 58 | 0222   | Ball bearing               |
| 59 | 3015   | Pulley LH thread           |
| 60 | 3039   | Bridge                     |
| 61 | 3035   | Shaft RH thread            |
| 62 | 3021   | Gear wheel                 |
| 63 | 3018   | Pulley                     |
| 64 | 3071   | Clip                       |
| 65 | 3040   | End plate                  |
| 66 | 3009   | Pulley                     |
| 67 | 3028   | Spring                     |
| 68 | 3007   | Brush drive cog            |
| 69 | 3074HG | Bearing block              |
| 70 | 3052HG | Bearing block assembly LH  |
| 71 | 3017   | Pulley                     |
| 72 | 3056   | Pulley 12R/Ms              |







**Want to view the complete product guide from home?**

**Scan the QR code to download a PDF version  
on your phone instantly!**



**MADE IN GERMANY**



WORKS FOR ME

**A lot can happen in 10 years.  
We have you covered.**



SEBO Canada • 123, 18 Highland Park Way NE, Airdrie, Alberta, T4A 0R1 • 1-877-258-5005

[www.sebocanada.ca](http://www.sebocanada.ca)