




WORKS FOR ME

SEBO ET Powerhead Series

**Recognized worldwide
as the most durable
& reliable floor cleaner
on the market**



Simple. Robust. Superior.

www.sebocanada.ca

SEBO ET Powerheads and Central Vacuum Wand

ET powerheads are recognized worldwide as the most durable, reliable, and best designed carpet and hard floor cleaners on the market.

The 12-inch ET-1 and 15-inch ET-2 are virtually maintenance free, provide excellent pet hair removal, and the brush roller can be manually switched off for straight-suction cleaning of delicate rugs. In addition, the extension side of its L-shaped contour makes cleaning under counters easy.

By adding a special telescopic wand adapter, ET powerheads can be connected to most central vacuum handle and hose units.

Central Vacuum
Wand #5370-SEBO
(Compatible with SEBO ET-1
and ET-2 Powerheads)

180° Steering Ability

its 180° steering ability provides amazing maneuverability.



180° Rotating Swivel Neck

Central Vacuum Wand

This special wand fits into the unique swivel-neck diameter of ET-1 and ET-2 powerheads, so they can be connected to most central vacuum handle and hose units. The telescopic wand can be adjusted from 24" to 37" in length, to accommodate the correct operating height of individual users. It's made of stainless steel and high-quality plastic that is durable and reliable.

Protective, Rubber-coated Wheels

The superb castor-wheels glide easily and gently over all floor types, providing exceptional maneuverability and protection of floor surfaces.



Rubber-coated Wheels

Four-level, Manual Height Adjustment

They are commercial-grade powerheads that effectively clean both carpets and hard floors, easily remove pet hair, and have four-level, manual brush height adjustment. To clean delicate rugs and hard floors with straight suction, the ET's brush roller can be manually switched off.



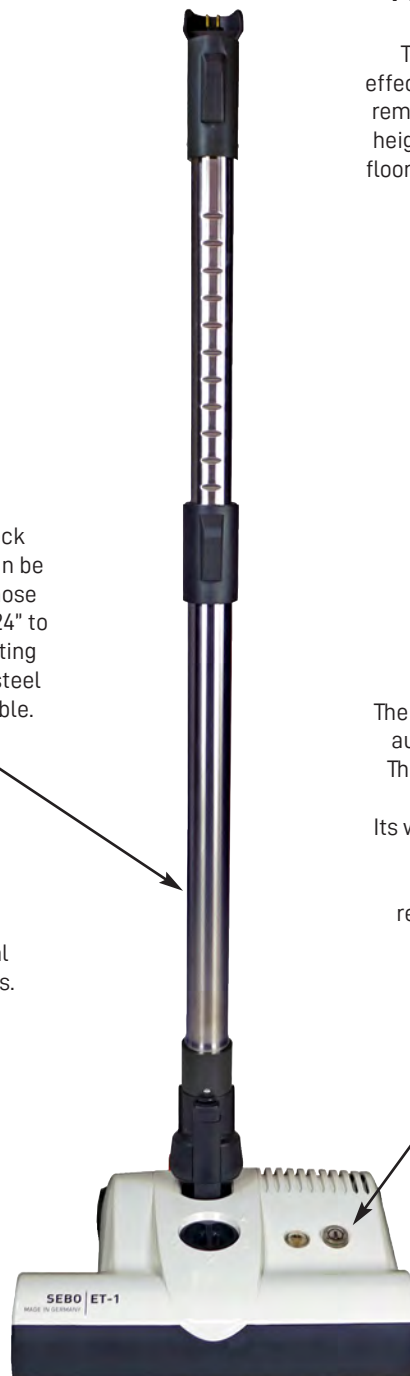
Four-level Brush Adjustment

User Warning Lights and Automatic Obstruction Shut Off

The ET powerhead has a red user warning light, with automatic shut off, for brush roller obstructions. This prevents the belt from breaking and protects the motor and carpet from damage. Its warning light also remains illuminated during use, when brush height is set too high for optimal cleaning, or when the brush roller should be replaced due to reaching maximum bristle wear.



Automatic Obstruction Shut-off Indicator



Easy Brush Roller Removal

The ET powerhead also has easy, tool-free brush roller removal, a convenient clog removal door, and a red user warning light, with automatic shut off, for brush roller obstructions.


Press Button and Rotate Cap for Easy Brush Removal



Easy Maintenance with Clog Clean-out Door



Brush Rollers



ET-1
Arctic White
#9258FC



ET-1
Red
#9299FC



ET-1
Black
#9951FC



12-inch Powerhead

Central Vacuum Wand Adapter

This device fits into the swivel neck of ET-1 and ET-2 powerheads and can attach to most existing central vacuum wands, if keeping an existing telescopic wand is desired.

ET-2
Arctic White
#9259FC



ET-2
Red
#9250FC



15-inch Powerhead



Central Vacuum
Wand Adapter
#2780AM

ET-2 F1
Black
#9975F1



ET-1 F2
White
#9945F2



ET-1 F1 12-inch or **ET-2 F1** 15-inch powerhead (available in black or white) comes with a long black cord for wands longer than 46"

ET-1 F2 12-inch powerhead (available in black or white) comes with a shorter black cord for wands shorter than 46"

Recommend pairing these powerhead with the Stainless-Steel Button Lock Wands (SKU: 5335 & 5337)

SEBO Central Vacuum Kits

SEBO's Central Vacuum Kits are designed with you in mind! Choose from one of our three kits; Standard, Deluxe, or Premium, and personalize your kit with your choice of either a red, white, or black 12-inch or 15-inch powerhead (red is not available for the Standard kit), and either a 30-foot or 35-foot hose.

Each kit comes complete with a 3-piece attachment tool kit (including a crevice nozzle, upholstery nozzle, and dusting brush with horse hair), two telescopic wands and a hard floor cleaning tool (varies depending on the kit), an attachment tool holder, and a wall mounting hose hanger, making these kits the perfect addition to any central vacuum.



White Standard ET-1 12-inch Powerhead Kit
#SEBOCV35PR-WHT

Standard Kit also includes:

- A 1 1/4" floor brush with wheels and horsehair
- Two telescopic wands:
 - A cord management stainless steel wand with thumb saver
 - A stainless-steel attachment wand with thumb saver and friction fit



White Deluxe ET-1 12-inch Powerhead Kit
#SEBOCV35PR-WHT

Deluxe Kit also includes:

- A "Fit All" 12" hardwood floor brush with horsehair
- Two telescopic wands:
 - A cord management stainless steel integrated wand
 - A stainless-steel attachment wand with thumb saver and friction fit



White Premium ET-1 12-inch Powerhead Kit
#SEBOCV35PR-WHT

Premium Kit also includes:

- A SEBO premium parquet floor tool
- Two telescopic wands:
 - A 1 1/4" aluminum wand
 - A cord management stainless-steel integrated wand



ET-1 12-inch Red



ET-2 15-inch Red



ET-1 12-inch Black



ET-2 15-inch Black

OUR SEBO STORY

SEBO was established in 1978 by two German engineers, Klaus Stein and Heinz Kaulig, who were seeking to build a reliable, powerful, and easy to use commercial upright vacuum cleaner. The name SEBO stands for **SE**migewerbliche **BO**denpflege, which is German for semi-commercial floor care.

The first shipment of vacuums to the U.S.A. was in 1979 for commercial cleaning customers, followed by the Duo-P Cleaning Powder in 1984, and finally the household vacuums were launched in 1997.

Since then, SEBO has become the most important manufacturer of high-quality, commercial vacuum cleaners in the world, with sales in Europe, Asia, Africa, and North America. Millions of SEBO vacuums have been sold to hotels, hospitals, schools . . . even The White House!

Today, SEBO is the global leader in commercial upright vacuums and stands as a synonym for high-quality vacuums in commercial and retail markets worldwide.



SEBO was the WORLD'S FIRST vacuum manufacturer to introduce:

- An integrated suction hose on an upright vacuum
- A timing-belt-driven brush with clutch protection
- A dust bag that fills from the top, followed by a microfilter and then the motor
- An electrostatic microfilter
- An electronic brush control and safety shut off
- A soft bumper on a canister vacuum, which protects furniture and walls from damage
- An electronically controlled automatic height adjustment, an S-class filtration, and a detail wand with telescopic hose

To this day, they are the most modern vacuum cleaners in the world!

THE SEBO FILTRATION SYSTEM

Why Are Bags Better?

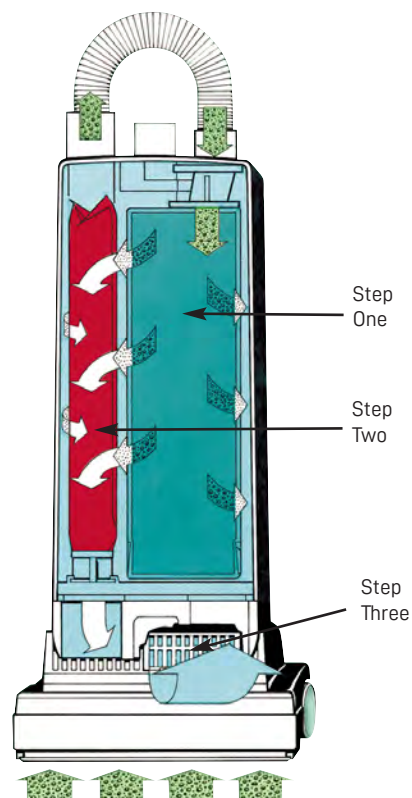
Top-fill, three and four-layer Ultra Bags are an integral part of SEBO's filtration system because they hold virtually all the dirt captured by the vacuum, which improves the effectiveness and useful life of the microfilters.

They also ensure continuously strong suction because dirt enters from the top, deposits at the bottom, accumulates upward, and air exits through the sides, which allows unimpeded airflow as they fill to capacity. And they can be tightly sealed with a hygiene cap when full, so no dust can escape into the air during bag removal and disposal.



Did you know?

The micro-filters on bagless vacuums quickly clog from excessive dirt build-up and must be replaced often, or a loss of suction and cleaning effectiveness will occur. In addition, dust and other allergens become airborne when emptying bagless dirt containers. Bagless vacuum micro-filters are expensive and usually cost more than a multi-year supply of SEBO filter bags.





MADE IN GERMANY

A lot can happen in 10 years.
We have you covered.



www.sebocanada.ca